

UT MARTIN SKYHAWKS

2015 BASEBALL



2015 UT MARTIN SKYHAWK BASEBALL



#1 Taylor Douglas
OF/RHP • 5-II • 185 • Sr.
Holladay, Tenn.



#2 Drew Erie
C • 5-9 • 173 • Jr.
Lebanon, Tenn.



#3 Jake Deason
IF • 5-II • 178 • R-Jr.
Bartlett, Tenn.



#4 Alex Martin
RHP • 6-0 • 205 • Sr.
Clarksville, Tenn.



#6 Nick Pribble
IF • 5-10 • 160 • Jr.
Mill Creek, Wash.



#7 Fletcher Johnson
OF • 5-9 • 155 • So.
Helena, Ala.




#8 Andrew Massey
IF • 6-0 • 185 • So.
Chicago, Ill.




#9 Chris Roe
RHP • 6-4 • 195 • R-Fr.
Lenoir City, Tenn.



#10 Nico Zych
IF • 6-0 • 180 • Sr.
Monee, Ill.



#11 Nick Gavello
OF/1B • 6-3 • 195 • Jr.
Antioch, Calif.



#12 Jacob Gansert
RHP • 6-0 • 185 • R-Sr.
Overland Park, Kan.



#14 Dalton Potts
LHP • 6-0 • 185 • Sr.
Greenfield, Tenn.




#15 Austin Taylor
IF • 6-I • 235 • So.
Friendship, Tenn.



#17 Quinton Stevens
RHP • 6-2 • 182 • R-Jr.
Bernie, Mo.



#18 Blake Williams
IF • 5-10 • 180 • Fr.
Clarksville, Tenn.



#19 Cole Schaefer
RHP • 6-3 • 190 • R-Jr.
Oxford, Mich.



#20 Matt Hirsch
IF • 6-0 • 185 • Jr.
Edmonds, Wash.



#21 Jackson Zarubin
RHP • 6-2 • 190 • R-Jr.
Pleasanton, Calif.



#22 Mike Murphy
IF • 5-II • 180 • Jr.
Wayne, Ill.




#23 Dillon Symon
RHP • 6-6 • 205 • R-Fr.
Germantown, Tenn.



#24 Luis Paublino
C/OF • 6-0 • 220 • R-So.
Miami, Fla.




#25 Mikey Nantze
C • 5-II • 190 • Sr.
Carmichael, Calif.



#26 Matt Poteete
LHP • 6-I • 175 • Fr.
Humboldt, Tenn.



#28 Chris Flores
LHP • 6-4 • 205 • Jr.
Southwest Ranches, Fla.



#29 Gary Price
RHP • 5-10 • 180 • R-So.
Chattanooga, Tenn.



#30 Carson Shrode
C/OF • 6-2 • 185 • Fr.
Nashville, Tenn.



#31 Carter Smith
LHP • 6-2 • 205 • Sr.
St. Louis, Mo.



#32 Isaac Carrel
1B/OF • 6-3 • 215 • Sr.
Sheridan, Wyo.



#33 Michael Fidler
RHP • 6-4 • 210 • Fr.
Maple Park, Ill.




#34 Patrick Bernard
RHP • 6-I • 180 • Jr.
Edmonds, Wash.



#39 Cody Miller
RHP • 6-6 • 225 • R-Sr.
Fisherville, Tenn.



#41 Daniel Shaw
LHP • 6-0 • 177 • Fr.
Memphis, Tenn.



#55 Andrew Castillo
OF • 5-II • 180 • Jr.
Kennewick, Wash.

QUICK FACTS

UNIVERSITY QUICK FACTS

Founded: 1900; Senior College, 1951
Enrollment: 7,423
Nickname: Skyhawks
Colors: Navy Blue and Orange
Affiliation: NCAA Division I
Conference: Ohio Valley
Chancellor: Dr. Thomas A. Rakes
Director of Athletics: Julio Freire
Athletics Web Site: www.UTMSports.com

UTM BASEBALL PERSONNEL

Head Coach: Rick Robinson
Alma Mater: Appalachian State, 1985
Career Record: 699-281 (17 years)
Record at UTM: 0-0 (First year)
E-Mail Address: rrobin28@utm.edu
Office Telephone: (731) 881-7337

Assistant Coach: Rick Guarno
Alma Mater: Arkansas-Little Rock, 2012
Tenure at UT Martin: First season
E-Mail Address: rguarno@utm.edu
Office Telephone: (731) 881-3691

Assistant Coach: Seth Cutler-Voltz
Alma Mater: Virginia Commonwealth, 2012
Tenure at UT Martin: First season
E-Mail Address: scutlerv@utm.edu
Office Telephone: (731) 881-3691

Volunteer Assistant: Patrick Long
Alma Mater: Georgia Tech, 2010
Tenure at UT Martin: First season
E-Mail Address: plong8@utm.edu
Office Telephone: (731) 881-3691

UTM BASEBALL QUICK FACTS

2014 Overall Record: 9-42
2014 Conference Record (Finish): 5-25 (11th)
Postseason: None
Players Returning/Lost: 19/16
Newcomers: 14

Stadium (Capacity): Skyhawk Field (500)
Dimensions: Lines 330 feet/Alleys 365 feet/CF 385 feet
Surface: Natural Grass

First Year of Baseball: 1957
All-Time Baseball Record: 983-1208-11
All-Time Record at Skyhawk Field: 388-394-3
All-Time OVC Record: 134-395-2
All-Time OVC Tournament Record: 1-4
OVC Tournament Appearances: 2
Last OVC Tournament Appearance: 2011

TABLE OF CONTENTS

Quick Facts.....	1
Media Information.....	2
Skyhawk Field	3
Team Roster.....	4

MEET THE SKYHAWKS

Returner Bios	6-33
Newcomer Bios	34-40
All-Time Roster	41-42

COACHING/SUPPORT STAFF

Head Coach Rick Robinson	44-45
Assistant Coaches/Support Staff.....	46-49
Ohio Valley Conference.....	50

2015 SEASON PREVIEW

Season Outlook.....	52-53
Opponents/All-Time Series vs. OVC.....	54-60
Ohio Valley Conference Schedule.....	61-64

2014 SEASON RECAP

Season Review	66
Final Overall/OVC Stats	67-68

ALL-TIME RECORD BOOK

Notable Skyhawks/Yearly Leaders.....	70-72
Team/Season/Career Records	73-76
Yearly Results	78-84

THIS IS UT MARTIN

Skyhawk Athletics.....	86-87
Training Room/Strength and Conditioning	88-91
Success After UT Martin	92
OVC Academic Awards	93
Athletics Director Julio Freire.....	94-95
Athletics Staff	96

CREDITS

The 2015 University of Tennessee at Martin Baseball Media Guide was written and produced by interim sports information director Ryne Rickman using Adobe InDesign CS6. Special editorial assistance was provided by Alex Boggis. Cover designs by Alex Boggis, photos by Trevor Ruszkowski, Tyler Holmes, Nathan Morgan and Tom Via.

The University of Tennessee at Martin does not discriminate on the basis of race, sex, color, religion, national origin, age, disability or veteran status in provision of educational opportunities or employment opportunities and benefits. UT Martin does not discriminate on the basis of sex or disability in the education programs and activities which it operates, pursuant to requirements of Title VI of the Civil Rights Act of 1964 as codified in 42 U.S.C. 2000D; Title IX of the Educational Amendments of 1972, Public Law 92 318; Section 504 of the Rehabilitation Act of 1973, Public Law 93-112; the Americans with Disabilities Act of 1990, Public Law 101-336; and the Age Discrimination in Employment Act. This policy extends to both employment by and admission to the university. Inquiries concerning Title VI, Title IX, Section 504, the Americans with Disabilities Act, and the Age Discrimination in Employment Act should be directed to the Office of Equity and Diversity, 240 Gooch Hall, UT Martin, Martin, TN 38238-5002, 731-881-7202. Charges of violation of the above policy also should be directed to the Equity and Diversity Officer.

E05-0416-00-027-15.

MEDIA INFORMATION



Baseball Contact: Ryne Rickman
Sports Information Director
Email: rrickman@utm.edu
Office: (731) 881-7632



Alex Boggis
Sports Information Assistant



Tom Via
Sports Information Intern



Cayce Wainscott
Sports Information Student



Jake Rogers
Sports Information Student

INTERVIEW POLICIES

Media interviews with players and coaches are encouraged, and every effort will be made to accommodate media requests. In-person interviews are preferred. Telephone interviews can be arranged through the sports information office. The best time to reach head coach Rick Robinson is weekday mornings.

POSTGAME AVAILABILITIES

Players and coaches will be available for interviews on the field, after a brief cooling-off period at the conclusion of each game. Media will be provided full stat packages upon completion of each game. Skyhawk head coach Rick Robinson and selected players will be made available upon request. Requests for players will be taken near the end of each game. Space and phone lines will be made available following post game interviews for filing stories.

CREDENTIALS

Admission is free to Skyhawk Field, but seating in the press box will be reserved for accredited media only. Please notify sports information director Ryne Rickman at least 48 hours in advance if a media outlet plans on covering a game at Skyhawk Field.

PRESS BOX

The Skyhawk Field press box is located above the spectator seating area behind home plate. Press box seating is limited and working media will be permitted in the press box during games. Children and spectators will not be permitted in the Skyhawk Field press box.

ON THE WEB

A wealth of resources for the UT Martin sports information department can be found at www.UTMSports.com. The site features updated schedules, rosters, player information, scores, statistics and game notes.

SKYHAWKS IN PRINT

The name of our institution is The University of Tennessee at Martin and if abbreviated, should be referred to as UT Martin. The University of Tennessee at Martin should be used as the first reference in a news story. UT Martin should be used in subsequent references and UTM is acceptable in headlines. Tennessee-Martin, UT-Martin, UT or Martin should never be used. The description Skyhawks should be used to represent all UT Martin athletic teams. Hawks should never be used.

SKYHAWK FIELD



The Skyhawk baseball team plays its home games at Skyhawk Field, a neatly constructed park on the southwest side of the UT Martin campus. The present field was completed in 1974, and has received numerous renovations over the years, including an outdoor batting cage beyond the third base line. In 2005, an outdoor deck was added down the first base line for fans. In 2008, new bleacher type seating was added, along with an inning-by-inning scoreboard. Lights were added in 2009, allowing the Skyhawks to play night games for the first time. A fieldhouse that provides full locker rooms, office space and meeting rooms among other things for both the Skyhawk baseball and softball teams was erected in 2010 and opened during the early portion of the 2011 schedule. A Skyhawk Park entry gate to welcome fans to both Skyhawk Field and Bettye Giles Softball Field has also been added on Pat Head Summit Drive. The dimensions of Skyhawk Field are 330 feet down the lines, 365 to the power alleys and 385 to straightaway center.

DIRECTIONS TO SKYHAWK FIELD

From I-24 East (Paducah, Ky.)

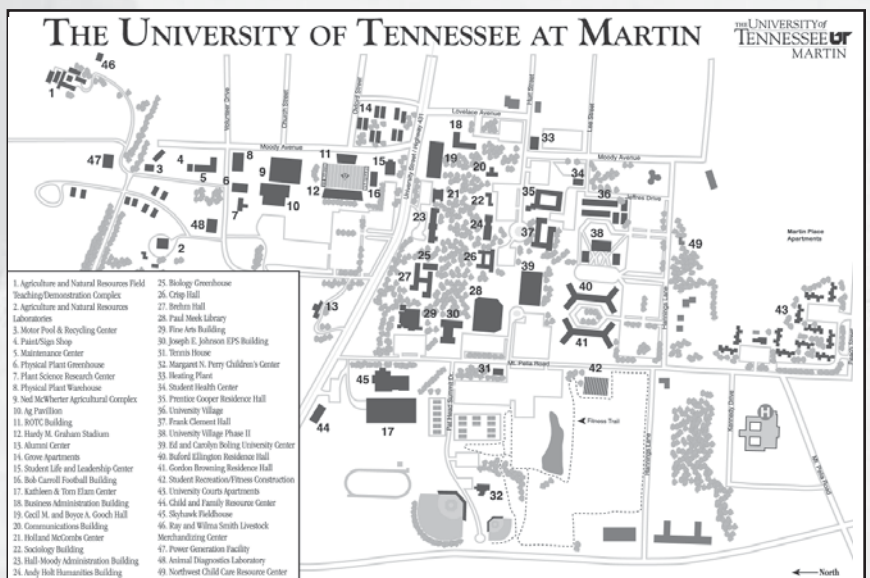
Take Exit 7 (Mayfield/Paducah) to Hwy. 45 South toward Mayfield. At Mayfield, turn right on Purchase Parkway (Fulton, Ky. Exit 121). At Fulton, follow Hwy. 45E South Bypass to Martin. Turn right onto University Street and continue on to the intersection of Mt. Pelia road. Turn left on to Mt. Pelia Road, then make the first right at Pat Head Summit Drive. Bettye Giles Field will be at the end of Pat Head Summit Drive.

From I-40 West (Nashville, Tenn.)

Take Exit 108 North (Parker's Crossroads) to Highway 22. Follow Highway 22 to Martin. Exit onto Skyhawk Parkway and turn right at the first traffic light onto University Street. Make a right at the first traffic light on to Mt. Pelia Drive, then make the first right at Pat Head Summit Drive. Bettye Giles Field will be at the end of Pat Head Summit Drive.

From I-40 East (Memphis, Tenn.)

Take Exit 80-B North to Highway 45 By-pass. Follow Highway 45E (Milan Exit) to Martin. Exit onto Skyhawk Parkway and turn right at the first traffic light onto University Street. Make a right at the first traffic light on to Mt. Pelia Drive, then make the first right at Pat Head Summit Drive. Bettye Giles Field will be at the end of Pat Head Summit Drive.



TEAM ROSTER

No.	Name	Position	B/T	Height	Weight	Class	Hometown (Previous School)
1.....	Taylor Douglas	OF/RHP	R/R	5-11	185	Sr.	Holladay, Tenn. (Jackson State CC)
2.....	Drew Erie	C	R/R	5-9	173	Jr.	Lebanon, Tenn. (Friendship Christian School)
3.....	Jake Deason	IF	R/R	5-11	178	R-Jr.	Bartlett, Tenn. (Memphis University School)
4.....	Alex Martin	RHP	R/R	6-0	205	Sr.	Clarksville, Tenn. (Jackson State CC)
6.....	Nick Pribble	IF	R/R	5-10	160	Jr.	Mill Creek, Wash. (Bellevue College)
7.....	Fletcher Johnson	OF	R/R	5-9	155	So.	Helena, Ala. (Pelham HS)
8.....	Andrew Massey	IF	R/R	6-0	185	So.	Chicago, Ill. (St. Rita of Cascia HS)
9.....	Chris Roe	RHP	R/R	6-4	195	R-Fr.	Lenoir City, Tenn. (Lenoir City HS)
10.....	Nico Zych	IF	R/R	6-0	180	Sr.	Monee, Ill. (St. Rita of Cascia HS)
11.....	Nick Gavello	OF/1B	R/R	6-3	195	Jr.	Antioch, Calif. (Diablo Valley CC)
12.....	Jacob Gansert	RHP	R/R	6-0	185	R-Sr.	Overland Park, Kan. (Highland CC)
14.....	Dalton Potts	LHP	L/L	6-0	185	Sr.	Greenfield, Tenn. (Greenfield HS)
15.....	Austin Taylor	IF	R/R	6-1	235	R-So.	Friendship, Tenn. (Walters State CC)
17.....	Quinton Stevens	RHP	R/R	6-2	182	R-Jr.	Bernie, Mo. (Three Rivers College)
18.....	Blake Williams	IF	R/R	5-10	180	Fr.	Clarksville, Tenn. (Rossview HS)
19.....	Cole Schaezner	RHP	R/R	6-3	190	R-Jr.	Oxford, Mich. (Macomb CC)
20.....	Matt Hirsch	IF	R/R	6-0	185	Jr.	Edmonds, Wash. (Tacoma CC)
21.....	Jackson Zarubin	RHP	R/R	6-2	190	R-Jr.	Pleasanton, Calif. (Ohlone College)
22.....	Mike Murphy	IF	R/R	5-11	180	Jr.	Wayne, Ill. (Elgin CC)
23.....	Dillon Symon	RHP	R/R	6-6	205	R-Fr.	Germantown, Tenn. (Houston HS)
24.....	Luis Paublani	C/OF	R/R	6-0	220	R-So.	Miami, Fla. (Ferguson Senior HS)
25.....	Mikey Nantze	C	R/R	5-11	190	Sr.	Carmichael, Calif. (Sierra College)
26.....	Matt Poteete	LHP	R/L	6-1	175	Fr.	Humboldt, Tenn. (Jackson Christian School)
28.....	Chris Flores	LHP	L/L	6-4	205	Jr.	Southwest Ranches, Fla. (Chaminade-Madonna Prep)
29.....	Gary Price	RHP	R/R	5-10	180	R-So.	Chattanooga, Tenn. (Covenant College)
30.....	Carson Shrode	C/OF	R/R	6-2	185	Fr.	Nashville, Tenn. (Christ Presbyterian Academy)
31.....	Carter Smith	LHP	R/L	6-2	205	Sr.	St. Louis, Mo. (Parkway West HS)
32.....	Isaac Carrel	1B/OF	R/R	6-3	215	Sr.	Sheridan, Wyo. (McCook CC)
33.....	Michael Fidler	RHP	R/R	6-4	210	Fr.	Maple Park, Ill. (Aurora Central Catholic HS)
34.....	Patrick Bernard	RHP	R/R	6-1	180	Jr.	Edmonds, Wash. (Tacoma CC)
39.....	Cody Miller	RHP	R/R	6-6	225	R-Sr.	Fisherville, Tenn. (Briarcrest Christian HS)
41.....	Daniel Shaw	LHP	L/L	6-0	177	Fr.	Memphis, Tenn. (Christian Brothers HS)
55.....	Andrew Castillo	OF	R/L	5-11	180	Jr.	Kennewick, Wash. (Yakima Valley CC)
36.....	Rick Robinson	Head Coach		First Season			Brevard, NC (Appalachian State, 1985)
16.....	Rick Guarino	Assistant Coach		First Season			Syracuse, NY (Arkansas-Little Rock, 2012)
5.....	Seth Cutler-Voltz	Assistant Coach		First Season			Richmond, Va. (Virginia Commonwealth, 2012)
27.....	Patrick Long	Volunteer Assistant		First Season			Mechanicsville, Va. (Georgia Tech, 2010)

BREAKDOWN BY BATTING HAND

Right (30): Bernard, Carrel, Castillo, Deason, Douglas, Erie, Fidler, Gansert, Gavello, Hirsch, Johnson, Martin, Massey, Miller, Murphy, Nantze, Paublani, Poteete, Pribble, Price, Roe, Schaezner, Shrode, Smith, Stevens, Symon, Taylor, Williams, Zarubin, Zych

Left (3): Flores, Potts, Shaw

BREAKDOWN BY THROWING HAND

Right (27): Bernard, Carrel, Deason, Douglas, Erie, Fidler, Gansert, Gavello, Hirsch, Johnson, Martin, Massey, Miller, Murphy, Nantze, Paublani, Pribble, Price, Roe, Schaezner, Shrode, Stevens, Symon, Taylor, Williams, Zarubin, Zych

Left (6): Castillo, Flores, Poteete, Potts, Shaw, Smith

BREAKDOWN BY CLASS

Seniors (9): Carrel, Douglas, Gansert, Martin, Miller, Nantze, Potts, Smith, Zych

Juniors (12): Bernard, Castillo, Deason, Erie, Flores, Gavello, Hirsch, Murphy, Pribble, Schaezner, Stevens, Zarubin

Sophomores (5): Johnson, Massey, Paublani, Price, Taylor

Freshmen (7): Fidler, Poteete, Roe, Shaw, Shrode, Symon, Williams


PRONUNCIATION GUIDE

Name	Pronunciation
#10 Nico Zych	Nee-ko Zick
#15 Chris Roe	.Row
#19 Cole Schaezner	Shin-zer
#23 Dillon Symon	Simon
#24 Luis Paublani	Lew-ee-se Pob-lee-ni
#26 Matt Poteete	Poe-teete
#28 Chris Flores	Floor-rez
#29 Jackson Zarubin	Za-roo-ben
#32 Isaac Carrel	.Carol
#55 Andrew Castillo	Cas-tee-yo

MEET THE SKYHAWKS



RETURNER BIOS



ISAAC

**C
A
R
R
E
L**

32 • 1B/OF • R/R • 6-3 • 215 • SENIOR
SHERIDAN, Wyo. • McCook CC

2014: Played in 19 games, making five starts on the season while seeing time at designated hitter, first base and the corner outfield spots...Was the team's most used pinch hitter, making 11 of his 32 at-bats off the bench...Drove in a pair of runs against Eastern Kentucky on April 12...Delivered three RBI's in four opportunities with a runner on third base and less than two outs...Despite only 40 plate appearances, he led the team with two sacrifice flies and ranked amongst the team leaders in times hit by pitch (three).

BEFORE UTM: Spent two seasons playing under head coach Jon Olsen at McCook Community College in McCook, Neb.... Appeared in 93 games over two seasons, tallying 34 RBI's while drawing 33 walks for the Indians...Started in every game as a freshman, hitting .268 with a .400 on-base percentage, 23 RBI's, 12 doubles, three triples and 13 stolen bases...Was a Region 9 Sophomore Showcase participant in Peoria, Ariz.... Capped off his MCC career by earning the school's Scholar Athlete of the Year award...Was a first team all-state and first team all-conference player at Sheridan High School for head coach Ben Phillips...Hit .410 with 22 doubles, nine home runs, six triples, 28 stolen bases while leading SHS to a second place finish at state in 2011...Hit .430 with 20 doubles, three triples, 12 homers and 30 stolen bases while racking up first-team all-state and first team all-conference accolades in 2010.

PERSONAL: Born on Nov. 21, 1992...Son of Charlie Carrel and Mindy Wilson...Has one sibling, Seth...Father Charlie played collegiate baseball at Colorado College...Majoring in sport management.

GAME BESTS

AB	3 (5x)
last at Lipscomb (5-6-14)	
R	2
at Lipscomb (5-6-14)	
H	1 (5x)
last at Lipscomb (5-6-14)	
RBI	2
vs. Eastern Ky. (4-12-14)	
2B	1
vs. Missouri St. (4-26-14)	
HR	None
BB	1 (3x)
last at Austin Peay (5-11-14)	

RETURNER BIOS



CAREER STATS

Year	avg	gp-gs	ab	r	h	2b	3b	hr	rbi	tb	slg%	bb	hbp	so	gdp	ob%	sf	sh	sb-att	po	a	e	fld%
2014	.156	19-5	32	4	5	1	0	0	3	6	.188	3	3	12	1	.275	2	0	0-0	15	2	1	.944
TOTAL	.156	19-5	32	4	5	1	0	0	3	6	.188	3	3	12	1	.275	2	0	0-0	15	2	1	.944

RETURNER BIOS



TAYLOR

DOUGLAS

**1 • OF/RHP • R/R • 5-11 • 185 • SENIOR
HOLLADAY, TENN. • JACKSON STATE CC**

2014: Emerged as one of the premier hitters in the Ohio Valley Conference, as College Sports Madness honored him as a second team All-OVC performer...Ranked in the top-10 in the OVC in stolen bases (16, third), stolen base attempts (21, fifth), doubles (15, eighth) and slugging percentage (.542)... His 13 doubles in OVC play ranked first in the league...In addition to the above categories, also led the team in batting average (.341), games played (48), games started (46), runs scored (33), hits (61), home runs (seven), RBI's (29) and times hit by pitch (five)...Had 21 multi-hit games and eight multi-RBI outings...Crushed left-handed pitching (.413 in 46 at-bats), thrived with the bases loaded (.714, 5-for-7) and also had a team-best 18 two-out RBI's...Accounted for a 13-game hitting streak from April 6 through May 2...Launched six home runs in the span of five games during his season-long hitting streak...Had a pair of four RBI games in the span of nine days (against Eastern Kentucky on April 13, against Saint Louis on April 22)...Also made three appearances on the mound, sporting a perfect 0.00 ERA in four innings... Only allowed two hits while fanning four batters in three relief appearances...Named to the OVC Commissioner's Honor Roll and was one of only 12 baseball student-athletes to earn an OVC Medal of Honor for his perfect 4.0 Grade Point Average.

BEFORE UTM: Came to UT Martin from nearby Jackson State Community College, where he played alongside fellow Skyhawk teammate Alex Martin...Took part in 89 games in the outfield in two seasons, tallying 42 RBI's and 36 runs scored while helping the Generals to a 63-38 record under head coach Tyson Malik...Notched a team-high three saves to go along with a 1-1 record and 6.00 ERA in 11 appearances in 2013...Was a standout player at Camden Central High School under head coach Rick Sturdivant...Helped lead the Lions to a 20-9 overall record in 2011, capturing the 11AA district title and a runner-up finish in Region 6AA...Earned the District 11AA MVP his senior season after hitting .494 with eight homers, 39 runs scored and 27 RBI's for CCHS.

PERSONAL: Born on April 16, 1993...Son of Marty and Renee Douglas...Majoring in business management.

GAME BESTS

AB	5 (11x)
last vs. Eastern Ill. (5-15-14)	
R	3 (3x)
last at Austin Peay (5-12-14)	
H	3 (9x)
last vs. Eastern Ill. (5-15-14)	
RBI	4 (2x)
last vs. Saint Louis (4-22-14)	
2B	2 (4x)
last vs. Eastern Ky. (4-13-14)	
HR	2 (2x)
last vs. Missouri St. (4-25-14)	
BB	1 (17x)
last vs. Eastern Ill. (5-16-14)	
IP	2.0
vs. Eastern Mich. (2-22-14)	
H*	0
vs. Lipscomb (1 IP; 4-9-14)	
R*	0 (2x)
long vs. Eastern Mich. (2 IP; 2-22-14)	
ER*	0 (3x)
long vs. Eastern Mich. (2 IP; 2-22-14)	
BB*	1 (2x)
last at Memphis (1 IP; 5-13-14)	
K	2 (2x)
last vs. Lipscomb (1 IP; 4-9-14)	
XBH*	0 (2x)
long vs. Lipscomb (1 IP; 4-9-14)	
and at Memphis (1 IP; 5-13-14)	
*minimum 1 IP	

RETURNER BIOS




CAREER STATS

Year	avg	gp-gs	ab	r	h	2b	3b	hr	rbi	tb	slg%	bb	hbp	so	gdp	ob%	sf	sh	sb-att	po	a	e	fld%
2014	.341	48-46	179	33	61	15	0	7	29	97	.542	17	5	41	0	.413	0	2	16-21	114	3	2	.983
TOTAL	.341	48-46	179	33	61	15	0	7	29	97	.542	17	5	41	0	.413	0	2	16-21	114	3	2	.983

Year	era	w-l	app	gs	cg	sho	sv	ip	h	r	er	bb	so	2b	3b	hr	bf	bavg	wp	hbp	bk	sfa	sha
2014	0.00	0-0	3	0	0	0/0	0	4.0	2	1	0	4	4	1	0	0	20	.133	2	1	0	0	0
TOTAL	0.00	0-0	3	0	0	0/0	0	4.0	2	1	0	4	4	1	0	0	20	.133	2	1	0	0	0

RETURNER BIOS



JACOB

**G
A
N
S
E
R
T**

**12 • RHP • R/R • 6-0 • 185 • R-SENIOR
OVERLAND PARK, Kan. • HIGHLAND CC**

2014: Made five appearances out of the bullpen...Tossed four innings, including a scoreless frame against Southeast Missouri on March 28...Named to the OVC Commissioner's Honor Roll and was one of only 12 baseball student-athletes to earn an OVC Medal of Honor for his perfect 4.0 Grade Point Average.

2013: Logged three appearances out of the bullpen before suffering a season-ending injury led to a redshirt season...Struck out four batters over a span of 2.2 innings, allowing just one extra-base hit...Made appearances against Southern Illinois (Feb. 19), at Arkansas State (March 5) and against Memphis (March 19)... Named to the OVC Commissioner's Honor Roll and was one of only 10 baseball student-athletes to earn an OVC Medal of Honor for his perfect 4.0 Grade Point Average.

BEFORE UTM: Came to UT Martin from Highland Community College in Highland, Kan., who competes in the Kansas Jayhawk Community College Conference (the same conference that produced former Skyhawk pitcher John Houston)...Under longtime head coach Rick Eberly, the Scotties went 28-30 in 2012 but secured a spot in the NJCAA Region VI playoffs...Appeared in six games, going 1-0 with a 5.25 ERA...Struck out eight batters over 12 innings...Was a NJCAA Academic All-American and a KJCCC academic all-conference selection...Attended Indian Hills Community College in Centerville, Iowa in 2011, where the Falcons went 29-27 with an 11-5 record in the Iowa Community College Athletic Conference...Prepped at Rockhurst High School in Kansas City, Mo., where he played for head coach Jim DeGraw...Won the Nolan Ryan team award in 2009 and 2010 and was a USA NTIS invitee in 2010...Also was an accomplished swimmer at RHS, leading the Hawklets to four consecutive championships (2007-10) while setting the state record in the 200 free relay.

PERSONAL: Born on March 11, 1992...Son of Don and Lynn Gansert...Has four older siblings, Susan, Zacc, Sarah and Rachal...Majoring in mechanical engineering.

GAME BESTS

IP	1.0 (6x)
last at Austin Peay (5-12-14)	
H*	0
at Evansville (1 IP; 3-18-14)	
R*	0
vs. SE Missouri (1 IP; 3-28-14)	
ER*	0
vs. SE Missouri (1 IP; 3-28-14)	
BB*	0
vs. Eastern Mich. (1 IP; 2-22-14)	
K	2
at Ark. St. (1 IP; 3-5-13)	
XBH*	0 (3x)
long at Ark. St. (1 IP; 3-5-13);	
at Evansville (1 IP; 3-18-14) and	
vs. SE Missouri (1 IP; 3-28-14)	
*minimum 1 IP	

RETURNER BIOS



CAREER STATS

Year	era	w-l	app	gs	cq	sho	sv	ip	h	r	er	bb	so	2b	3b	hr	bf	bavg	wp	hbp	bk	sfa	sha
2013	20.25	0-0	3	0	0	0/0	0	2.2	7	6	6	2	4	1	0	0	20	.500	4	3	0	1	0
2014	15.75	0-0	5	0	0	0/0	0	4.0	5	8	7	7	2	2	0	2	26	.333	2	3	0	1	0
TOTAL	17.55	0-0	8	0	0	0/0	0	6.2	12	14	13	9	6	3	0	2	46	.414	6	6	0	2	0

RETURNER BIOS



ALEX

**M
A
R
T
I
N**

4 • RHP • R/R • 6-0 • 205 • SENIOR
CLARKSVILLE, TENN. • JACKSON STATE CC

2014: Was the Skyhawks' most consistent starting pitcher, notching team-highs in games started (13), innings pitched (68) and complete games (one)...Posted a 5.43 ERA with 43 strikeouts in 13 appearances (all starts)...Limited left-handed hitters to a .235 batting average (23-for-98) while excelling with runners on base (.225 opponent batting average) and with two outs (.238 opponent batting average)...Went at least five innings in 10 of his 13 starts, including eight of his first nine appearances...Tossed a career-high 6.1 innings twice (against Southeast Missouri on March 30 and against Eastern Illinois on May 16)...Allowed three or fewer earned runs on six different occasions, including five of his first six starts...Conceded only one run on three hits over six innings at Stephen F. Austin on March 1...Did not allow an earned run while fanning a career-high seven batters over 5.2 innings against Murray State on March 15.

BEFORE UTM: Played under head coach Tyson Malik at Jackson State Community College, where he also played alongside current Skyhawk teammate Taylor Douglas...Went 3-3 with a 6.07 ERA in 15 appearances (four starts) for a Generals squad that went 29-22 overall in 2013...Struck out 22 batters against only 12 walks in 29.2 innings...Best game in 2013 came against Dyersburg State Community College on April 28, when he went a season-high 5.2 innings, allowing three runs on only three hits while fanning four...Filled a variety of roles in 2012 for the Generals, who posted a 34-18 record...Went 1-1 with a 6.75 ERA in 10 appearances, conceding 29 hits while fanning 12 batters...Seven of his 10 appearances were multi-inning outings, including a career-high six frames against Walters State Community College on March 25...Played his high school ball at Rossview High School...Enjoyed a remarkable senior season, going undefeated (8-0) on the hill on his way to earning 2011 Pitcher of the Year accolades from the Clarksville Leaf Chronicle newspaper...Overall, the Hawks completed their best season in school history, going 30-10 with a 16-2 league record under head coach Jason Rice...Led RHS to the regular season 10AAA and district tournament championship in 2011, earning multiple accolades – including all-area Pitcher and Player of the Year honors.

PERSONAL: Born on Jan. 17, 1993...Son of Marty and Michelle Martin...Has one younger sibling, Trey...Majoring in business management.

GAME BESTS

IP	6.1 (2x)
last vs. Eastern Ill. (5-16-14)	
H*	3 (2x)
long at SF Austin (6 IP; 3-1-14)	
R*	1
at SF Austin (6 IP; 3-1-14)	
ER*	0
vs. Murray St. (5.2 IP; 3-15-14)	
BB*	1
at Belmont (6 IP; 4-6-14)	
K	7
vs. Murray St. (5.2 IP; 3-15-14)	
XBH*	0
vs. Murray St. (5.2 IP; 3-15-14)	

*minimum 5 IP


RETURNER BIOS



CAREER STATS

Year	era	w-l	app	gs	cq	sho	sv	ip	h	r	er	bb	so	2b	3b	hr	bf	bavg	wp	hbp	bk	sfa	sha
2014	5.43	0-8	13	13	1	0/0	0	68.0	78	55	41	51	43	12	1	8	334	.284	9	3	0	3	2
TOTAL	5.43	0-8	13	13	1	0/0	0	68.0	78	55	41	51	43	12	1	8	334	.284	9	3	0	3	2

RETURNER BIOS



CODY

**M
I
L
L
E
R**

**39 • RHP • R/R • 6-6 • 225 • R-SENIOR
FISHERVILLE, TENN. • BRIARCREST CHRISTIAN HS**

2014: Made four appearances out of the bullpen, tossing two innings...Was responsible for one scoreless inning of relief against Eastern Kentucky on April 12...Did not allow a hit in an inning of work at Tennessee Tech on March 21.

2013: Tallied 10 appearances on the mound, including one start (at Southern Illinois on April 16)...Had seven appearances of two earned runs allowed or less...Went a season-long three innings in two appearances (at Ole Miss on Feb. 20 and at Evansville on April 2), striking out a pair of batters in each outing.

2012: Was granted a redshirt.

2011: Made seven appearances – including a pair of starts (against Arkansas State on March 16 and against Belmont on April 6)...Allowed one or zero earned run in four of his seven appearances...Registered a 1.35 ERA in his first three appearances (6.2 innings), including a perfect inning of relief in his debut against Indiana State on Feb. 26...Gave up just one run on two hits in his start against Arkansas State on March 16.

BEFORE UTM: Joins the Skyhawks out of the alma mater of former Skyhawk great Wes Patterson...Boasting a fastball that touches 90 miles per hour, he was 3-5 with two saves and a 3.00 ERA his senior year for the Saints, playing under head coach Mike Vanamin...He helped the team win the TSSAA Division II-AA substate championship and finish fourth in the state in Division II...In a 1-0 win over St. Benedict, he fanned 13 batters...Played summer baseball for the Dulins Dodgers.

PERSONAL: Born on April 15, 1992...Son of Scott and Shannon Miller...Has one younger sister, Caitlyn...Majoring in finance.

GAME BESTS

IP..... 4.0
at Arkansas St. (3-16-11)

H* 0
vs. Memphis (2.2 IP; 3-19-13)

R* 1 (2x)
long at Arkansas St. (4 IP; 3-16-11)

ER* 1 (2x)
long at Arkansas St. (4 IP; 3-16-11)

BB* 0
at Ole Miss (3 IP; 2-20-13)

K 2 (3x)
last at Evansville (3 IP; 4-2-13)

XBH* 0 (2x)
long at Arkansas St. (4 IP; 3-16-11)

*minimum 2 IP


RETURNER BIOS



CAREER STATS

Year	era	w-l	app	gs	cq	sho	sv	ip	h	r	er	bb	so	2b	3b	hr	bf	bavg	wp	hbp	bk	sfa	sha
2011	6.75	0-0	7	2	0	0/0	0	14.2	18	15	11	20	4	2	1	2	75	.353	3	1	0	1	2
2013	12.08	0-0	10	1	0	0/0	0	12.2	17	19	17	11	7	4	0	0	72	.321	4	7	0	1	0
2014	31.50	0-0	4	0	0	0/0	0	2.0	3	7	7	7	2	1	0	0	17	.375	1	1	0	1	0
TOTAL	10.74	0-0	21	3	0	0/0	0	29.1	38	41	35	38	13	7	1	2	164	.339	8	9	0	3	2

RETURNER BIOS



MIKEY

**N
A
N
T
Z
E**

25 • C • R/R • 5-11 • 190 • SENIOR
CARMICHAEL, CALIF. • SIERRA COLLEGE

2014: Played in 27 games, making 26 starts behind the plate... Led the team with five sacrifice hits and also added eight RBI's and five runs scored...Compiled a .984 fielding percentage while throwing out nine would-be basestealers...Had a career-best two hits and four RBI's while stealing his only base of the season against SIU Edwardsville on May 4...Scored a run four times in the span of six games midway through the season...Hit .750 (3-for-4) with the bases loaded.

BEFORE UTM: Signs with the Skyhawks out of Sierra College in Rocklin, Calif....Helped the Wolverines to a 33-9 overall record with a 19-5 conference mark and Big 8 championship in 2013...Posted an impressive .977 fielding percentage in 19 games (13 starts)...Played in 17 games with seven starts in 2012, accounting for a .972 fielding percentage for a team that finished 26-18-1...Attended Del Campo High School in Fair Oaks, Calif., where he was named a Northern California All-League player for three straight seasons (2009-11) for the Cougars.

PERSONAL: Born on April 28, 1992...Son of Mike and Alisia Nantze...Has one older brother, Matt...Majoring in education.

GAME BESTS

AB	5
at Austin Peay (5-10-14)	
R	1 (5x)
last at Austin Peay (5-12-14)	
H	2
vs. SIU Edwardsville (5-4-14)	
RBI	4
vs. SIU Edwardsville (5-4-14)	
2B	1
vs. Eastern Ill. (5-17-14)	
HR	None
BB	1 (2x)
last at Southern Ill. (4-15-14)	

RETURNER BIOS



CAREER STATS

Year	avg	gp-gs	ab	r	h	2b	3b	hr	rbi	tb	slg%	bb	hbp	so	gdp	ob%	sf	sh	sb-att	po	a	e	fld%
2014	.159	27-26	82	5	13	1	0	0	8	14	.171	2	4	23	3	.216	0	5	1-1	160	22	3	.984
TOTAL	.159	27-26	82	5	13	1	0	0	8	14	.171	2	4	23	3	.216	0	5	1-1	160	22	3	.984

RETURNER BIOS



DALTON

**P
O
T
T
S**

14 • LHP • L/L • 6-0 • 185 • SENIOR
GREENFIELD, TENN. • GREENFIELD HS

2014: Logged 14 appearances, including a team-high 13 starts... Ranked amongst the team leaders in innings pitched (63, third) and strikeouts (47, twice)... Allowed three runs or fewer in six outings, five of which came against Ohio Valley Conference opponents... Went at least five frames in seven of his starts... Best outing of the season came in his season debut with a career-high seven shutout innings, allowing only four singles and one walk while striking out a career-best nine batters... Allowed only one hit in 5.1 innings at Belmont on April 5... Named to the OVC Commissioner's Honor Roll.

2013: Developed into one of the team's best pitchers as the season progressed, ending the year with 14 appearances (12 starts)... Led the team with four victories and 62.2 innings pitched while ranking ninth in the OVC in strikeouts per nine innings (7.61)... Had a 6.03 ERA while racking up 53 strikeouts... Eclipsed five innings in eight of his starts, including a career-long eight innings at SIU Edwardsville on May 5... Earned a victory in two of his first three appearances (Feb. 24 against IPFW, March 4 against Mid-Continent)... One of his best games came on April 14 at Eastern Kentucky, notching the win after tossing six shutout innings with zero extra-base hits allowed... Struck out at least three batters in 11 different outings, including a career-high eight strikeouts against SIU Edwardsville on May 5... Limited the opposition to a .206 batting average (14-for-68) with two outs in the inning... Named to the OVC Commissioner's Honor Roll.

2012: Made 14 appearances, including a start at No. 14 Ole Miss on March 6... Limited the opposition to a paltry .136 batting average (3-for-22) with two outs in the inning... Tallied five shutout appearances, including three straight in early April against Vanderbilt, Murray State and Lipscomb... Also recorded scoreless outings against Belmont (April 24) and Eastern Illinois (May 12)... Tossed a career-high three innings in back-to-back appearances against Belmont (no hits, no walks) on April 24 and Southeast Missouri (one run, two strikeouts) on April 28... Also tallied a pair of strikeouts at Georgia Southern (Feb. 18), at Murray State (April 7) and against Jacksonville State (April 15)... Named to the OVC Commissioner's Honor Roll.

BEFORE UTM: Joined the program out of nearby Greenfield High School, where he was a three-sport star... Led the Yellowjackets to a 20-8 record in 2011 under head coach Willie Trevathan... Was an outstanding two-way player at GHS, posting a .463 batting average in 82 at-bats in 2011... Reached base at a .527 clip and slugged .780 as a senior, accumulating seven doubles, two triples, five homers, 35 runs scored and 27 RBI... On the mound, posted a 9-1 record in 10 appearances (all starts) as a senior... Tossed five complete games, three shutouts and boasted a 1.30 ERA... In 54 innings, fanned 101 batters against 10 walks, limiting the opposition to a .170 batting average... As a junior, he led the Yellowjackets to a District 14A and regional championship... Was a three-time 14A all-district selection and has taken home the District 14A baseball tournament MVP... A member of the TBCA 2010 team, his biggest sports thrill was throwing a 10-inning, 1-0 victory over district rival Dresden... Also shined as the school's quarterback on the football team and forward on the basketball team.

PERSONAL: Born on Oct. 11, 1992... Son of Randy and Cheryl Potts... Has two older siblings, Denise Douglas and Kelsey Potts... Has family ties to UT Martin, as his sister currently attends UT Martin and his father was a 1987 graduate... Majoring in sport management.

GAME BESTS

IP	8.0
at SIU Edwardsville (5-5-13)	
H*	1
at Belmont (5.1 IP, 4-5-14)	
R*	0 (2x)
long at UAB (7 IP; 2-15-14)	
ER*	0 (2x)
long at UAB (7 IP; 2-15-14)	
BB*	0
vs. Mid-Continent (5 IP; 3-4-13)	
K	9
at UAB (7 IP; 2-15-14)	
XBH*	0 (2x)
long at UAB (7 IP; 2-15-14)	
*minimum 5 IP	

RETURNER BIOS



CAREER STATS

Year	era	w-l	app	gs	cg	sho	sv	ip	h	r	er	bb	so	2b	3b	hr	bf	bavg	wp	hbp	bk	sfa	sha
2012	9.16	0-1	14	1	0	0/0	0	18.2	26	23	19	10	13	5	0	5	98	.317	0	4	0	1	1
2013	6.03	4-7	14	12	0	0/1	0	62.2	79	47	42	24	53	13	1	9	294	.320	2	16	5	4	2
2014	8.29	1-9	14	13	0	0/0	0	63.0	79	65	58	42	47	23	5	6	325	.306	6	18	0	4	3
TOTAL	7.42	5-17	42	26	0	0/1	0	144.1	184	135	119	76	113	41	6	20	717	.313	8	38	5	9	6

RETURNER BIOS



CARTER

**S
M
I
T
H**

**31 • LHP • R/L • 6-2 • 205 • SENIOR
ST. LOUIS, Mo. • PARKWAY WEST HS**

2014: Served as one of the most valuable members of the Skyhawk pitching staff, ranking second on the team amongst full-time pitchers with a 4.61 ERA in 17 appearances (two starts)...Posted a 2-3 record with 60 hits allowed in 54.2 innings, striking out 45 batters against 22 walks...Ranked seventh in the Ohio Valley Conference in strikeouts per nine innings (7.41) and ranked fourth in the league in the same category (8.84) in OVC games only...Posted a 36:11 strikeout-to-walk ratio in 36.2 frames in OVC play...Was named adidas OVC Pitcher of the Week on May 12 after tossing 7.1 shutout innings and allowing only three hits (all singles) and striking out a career-best 12 batters in relief at Austin Peay on May 10...Had seven appearances with zero earned runs allowed...Conceded only three home runs...Held the opposition to a .200 batting average (13-for-65) with two outs in the inning...Named to the OVC Commissioner's Honor Roll.

2013: Closed out the season as one of the most trusted options on the mound, making 15 appearances with two starts (at Ole Miss on Feb. 20, against Morehead State on April 19)...Was responsible for a 4.40 ERA in 43 innings with 44 hits allowed...Accounted for a 2.95 ERA over his final 13 appearances of the season...Stepped up and pitched a career-long 7.1 innings with a career-high seven strikeouts and only two earned runs allowed against Morehead State on April 19...Accumulated seven appearances with zero earned runs allowed...Had 10 appearances where he pitched two or more innings...Fanned two-plus batters in 10 different appearances...Limited the opposition to a .212 batting average (11-for-52) with two outs in the inning...Named to the OVC Commissioner's Honor Roll.

2012: Was a versatile option for the Skyhawks, making 16 appearances (including seven starts)...Earned the second-annual Tom Walter College Baseball Inspiration Award presented by CollegeBaseballInsider.com...Won his first three decisions on the mound, finishing the season tied for second on the team with three victories...Picked up a win in his collegiate debut (four shutout innings, one hit allowed) against Butler on Feb. 25...Also notched victories against Christian Brothers on March 20 (three shutout innings, one hit allowed) and against OVC rival Tennessee Tech on March 25 (five innings, two runs, career-high five strikeouts)...Had seven multi-strikeout and six shutout appearances...Closed out the season with four scoreless appearances in his final five outings...Named to the OVC Commissioner's Honor Roll.

BEFORE UTM: Came to UT Martin from Parkway West High School, the alma mater of former Skyhawk pitcher and 2013 Major League Baseball draftee Dan Tobik...In 2011 under head coach Jeff Chazen, he posted a 1-1 record in six games (five starts - including one complete game)...Posted a 3.23 ERA in 26 innings, fanning 30 batters against 14 walks while limiting opponents to a .250 batting average...Enjoyed a standout junior campaign for the Longhorns, starting a team-high eight of the team's 21 games on the mound - sporting a 4-3 overall record with a team-best 4.23 ERA...Tallied a team-high 37 strikeouts (compared to just 13 walks) in 41.1 innings for a 2.85 strikeout-to-walk ratio...Was especially tough in league games, going 2-1 with a 2.83 ERA in 17.1 innings.

PERSONAL: Born on Nov. 4, 1992...Son of Julie and Larry Smith...Has five siblings: Taylor, Carolyn, Andrew, Allison and Colleen...Majoring in sport management.

GAME BESTS

IP	7.1 (2x)
last at Austin Peay (5-10-14)	
H*	1
vs. Butler (4 IP; 2-25-12)	
R*	0 (4x)
long at Austin Peay (7.1 IP; 5-10-14)	
ER*	0 (4x)
long at Austin Peay (7.1 IP; 5-10-14)	
BB*	0 (4x)
long at Evansville (4 IP; 3-13-12),	
vs. Evansville (4 IP; 3-20-13),	
at Jacksonville St. (4 IP; 3-7-14)	
and at Tenn. Tech (4 IP; 3-22-14)	
K	12
at Austin Peay (7.1 IP; 5-10-14)	
XBH*	0 (7x)
long vs. Morehead St. (7.1 IP; 4-19-13)	
and at Austin Peay (7.1 IP; 5-10-14)	

*minimum 4 IP


RETURNER BIOS



CAREER STATS

Year	era	w-l	app	gs	cg	sho	sv	ip	h	r	er	bb	so	2b	3b	hr	bf	bavg	wp	hbp	bk	sfa	sha
2012	8.10	3-3	16	7	0	0/0	0	40.0	56	43	36	23	27	10	0	8	200	.329	2	3	0	1	3
2013	4.40	1-4	15	2	0	0/0	1	43.0	44	23	21	21	39	8	1	3	196	.263	5	5	0	0	3
2014	4.61	2-3	17	2	0	0/0	0	54.2	60	33	28	22	45	8	1	3	247	.290	3	7	1	5	6
TOTAL	5.56	6-10	48	11	0	0/0	1	137.2	160	99	85	66	111	26	2	14	643	.294	10	15	1	6	12

RETURNER BIOS



NICO

Z

Y

C

H

10 • IF • R/R • 6-0 • 180 • SENIOR
MONEE, ILL. • ST. RITA OF CASCIA HS

2014: Played in 43 games as one of the team's most versatile players, logging 40 starts between second base, third base, shortstop, right field and left field...Drove in 13 runs while scoring 11 runs himself...Had eight multi-hit games, seven of which came in Ohio Valley Conference play...Accounted for five multi-hit outings in his last eight games...Drove in a season-high three runs at Lipscomb on May 6, igniting a spurt where he drove in seven RBI's over the final eight games of the season...Named to the OVC Commissioner's Honor Roll.

2013: Was a mainstay in the Skyhawk lineup, as he was one of two players to have started all 51 games...In addition to games started, also led the team with nine sacrifice hits (fifth in the OVC), 125 assists and a 1.000 success rate in stolen bases (7-for-7)...Ranked second on the team with 14 multi-hit games, including four 3-hit performances (at Murray State on March 16, against Belmont on April 6, at Central Arkansas on April 23 and at Eastern Illinois on May 18)...Posted a .307 on-base percentage and a .367 slugging percentage to go along with 17 runs scored and 17 RBI's...Tallied seven doubles, a triple and two home runs...Had three multi-RBI games (at Murray State on March 16, against Evansville on March 20 and at Central Arkansas on April 23)...Hit .362 (21-for-58) with two outs and advanced the runner on third base and less than two out 70 percent of the time (7-for-10)...Also posted a .952 fielding percentage (only 10 errors in 207 chances)...Named to the OVC Commissioner's Honor Roll.

2012: Earned a spot on the OVC All-Freshman squad, starting in 43 of his 44 games on the left side of the infield...Hit .277 in 159 at-bats, including a .432 clip (16-for-37) against left-handed pitchers...Was the most dangerous with the bases loaded (5-for-7, .714 batting average)...Had 12 multi-hit performances, the second-highest total on the team...Tallied a 4-for-4 effort at the plate at Indiana State on March 10 and also had five 3-hit games to his credit...Recorded six multi-hit games in a span of nine games from April 7-24, five of which came in OVC play...Had four multi-RBI games, three of which came against OVC competition (Austin Peay, Jacksonville State, Eastern Kentucky)...Scored twice against Butler on Feb. 25 and at Indiana State on March 10...Also made four appearances out of the bullpen, producing three shutout appearances while fanning five batters in three total innings.

BEFORE UTM: Prepped at St. Rita of Cascia High School, who sported a 29-6 record in 2011, winning its regional championship...A dominant member of the Chicago Catholic League, the Mustangs were coming off back-to-back state runner-up appearances and have established themselves as the winningest program in the state of Illinois since 2004...As one of four Division-I commitments on his team, he was a 2011 Rawlings Central Region All-American Honorable Mention selection...Playing primarily on the left side of the infield and outfield, he hit .345 with three homers and 31 RBI while scoring 26 runs...On the mound, he posted a 2-1 record to go along with four saves...Put together a miniscule 1.52 ERA in 27.2 innings, allowing 24 hits and tallying a 27:4 strikeout-to-walk ratio...At the plate, his best game this past season came on April 13 against Bishop McNamara when he went 3-for-3 with a home run and double, driving in four runs...In the team's sectional semifinal against Oak Park-River Forest, he also contributed with an RBI single...Along with being a member of St. Rita's 2010 team that went 32-10 and made it all the way to the state championship game, he helped lead the Mustangs to the 2009 summer state title.

PERSONAL: Born on June 7, 1993...Son of Don and Deb Zych...Has two siblings, Tony and Kailey...Family has an athletic background, as his father played collegiate football at North Central College in Naperville, Ill., while his brother earned a spot on the All-Big East team as a closer on the University of Louisville's baseball team and was selected by the Chicago Cubs in the fourth round of the 2011 MLB Draft...Majoring in communications.

GAME BESTS

AB	6 (2x)
last at Austin Peay (5-10-14)	
R	2 (5x)
last at Jacksonville St. (3-9-14)	
H	4
at Indiana State (3-10-12)	
RBI	3
at Lipscomb (5-6-14)	
2B	1 (15x)
last vs. Eastern Ky. (4-13-14)	
HR	1 (2x)
last at Central Ark. (4-23-13)	
BB	2 (3x)
last at SF Austin (3-1-14)	

RETURNER BIOS



CAREER STATS

Year	avg	gp-gs	ab	r	h	2b	3b	hr	rbi	tb	slg%	bb	hbp	so	gdp	ob%	sf	sh	sb-att	po	a	e	fld%
2012	.277	44-43	159	14	44	6	1	0	15	52	.327	5	5	31	5	.318	1	0	1-1	68	96	12	.932
2013	.283	51-51	180	17	51	7	1	2	17	66	.367	4	3	28	2	.307	2	9	7-7	72	125	10	.952
2014	.203	43-40	143	11	29	2	0	0	13	31	.217	10	3	19	2	.268	1	1	2-5	67	58	12	.912
TOTAL	.257	138-134	482	42	124	15	2	2	45	149	.309	19	11	78	9	.298	4	10	10-13	207	279	34	.935

RETURNER BIOS



JAKE

DEASON

3 • IF • R/R • 5-11 • 178 • R-JUNIOR
BARTLETT, TENN. • MEMPHIS UNIVERSITY SCHOOL

2014: Played in 44 games, starting in 42 contests in the middle infield...Led the team with five times hit by pitch while ranking second in doubles (eight) and extra-base hits (10) and third in runs scored (17) and stolen bases (seven, in eight attempts)...Had three games where he scored two runs while accounting for a pair of RBI's against Eastern Illinois on May 16...Smashed a pair of doubles at Jacksonville State on March 9...Drew three walks at Stephen F. Austin on Feb. 28...Posted a .910 fielding percentage at two of the most demanding defensive positions on the field.

2013: Was granted a medical redshirt after suffering a season-ending left thumb injury in the preseason.

2012: Played in 33 games and started in 27 contests, claiming the starting shortstop role midway through the season...Tallied four multi-hit games – all of which came in four different OVC series (Jacksonville State, Southeast Missouri, Eastern Kentucky, Eastern Illinois)...Produced two-RBI games against Eastern Kentucky (May 4) and at Eastern Illinois (May 11)...Drew two walks and hit the go-ahead homer in the bottom of the eighth inning of a 5-4 win over Southeast Missouri on April 27...Also homered and drew two walks at Morehead State on May 18...Scored twice against Southeast Missouri (April 27) and Morehead State (May 18).

BEFORE UTM: Played shortstop for the Memphis University School Owls under head coach Johnny Beard...Drove in four runs to carry MUS to 10-6 win over CBHS in the regional championship last season...Was part of back-to-back regional championships and state tournament runner-up appearances (2010-11)... Hit a walk-off home run against St. Georges his junior season...Was named a Commercial Appeal "Best of the Preps" candidate for All-Metro Private Schools as a sophomore... Earned a spot on the regional tournament team in both 2009 and 2010.

PERSONAL: Born on July 20, 1992...Son of Jeff and Lisa Deason...Has one younger sister, Brooke...Majoring in finance.

GAME BESTS

AB	5 (4x)
last vs. Southern Ill. (2-25-14)	
R	2 (5x)
last at SIU Edwardsville (5-4-14)	
H	3
at Tenn. Tech (3-21-14)	
RBI	2 (3x)
last vs. Eastern Ill. (5-16-14)	
2B	2
at Jacksonville St. (3-9-14)	
HR	1 (3x)
last vs. Murray St. (3-14-14)	
BB	3
at SF Austin (2-28-14)	

CAREER STATS

Year	avg	gp-gs	ab	r	h	2b	3b	hr	rbi	tb	slg%	bb	hbp	so	gdp	ob%	sf	sh	sb-att	po	a	e	fld%
2012	.211	33-27	90	9	19	3	2	2	11	32	.356	11	0	30	2	.294	1	4	1-2	32	77	16	.872
2014	.191	44-42	152	17	29	8	1	1	9	42	.276	8	5	45	2	.255	0	2	7-8	77	116	19	.910
TOTAL	.198	77-69	242	26	48	11	3	3	20	74	.306	19	5	75	4	.270	1	6	8-10	109	193	35	.896

RETURNER BIOS



DREW

**E
R
I
E**

2 • C • R/R • 5-9 • 173 • JUNIOR
LEBANON, TENN. • FRIENDSHIP CHRISTIAN SCHOOL

2014: Split starting duties at catcher and left field, making 33 starts in all while taking part in 38 contests...Ranked fifth in the Ohio Valley Conference in opponents caught stealing, nabbing 16 would-be basestealers...Posted a .304 batting average with runners on base (14-for-46)...Hit .226 with 11 runs scored, six doubles, six RBI's, 10 walks and a pair of stolen bases in 138 plate appearances...Ranked fourth on the team with eight multi-hit games, including a pair of three-hit performances (against Southeast Missouri on March 28 and at Austin Peay on May 11)...Scored twice in two games while driving in a pair of runs at Jacksonville State on March 7...Laced a pair of doubles against Southeast Missouri on March 28...Named to the OVC Commissioner's Honor Roll and was one of only 12 baseball student-athletes to earn an OVC Medal of Honor for his perfect 4.0 Grade Point Average.

2013: Emerged as the starting catcher towards the end of the season, starting in 12 of his 22 games played...Hit .250 in 44 at-bats with a team-high .389 on-base average while posting a .318 slugging percentage...Had three doubles, five runs scored and an RBI...Hit safely in eight of his 12 starts, ending the season on a four-game hitting streak...Had his first career multi-hit game in his first two at-bats of the season against Mid-Continent on March 4...Hit .310 against right-handed pitching (9-for-29)...Named to the OVC Commissioner's Honor Roll.

BEFORE UTM: Came to UT Martin from the highly successful Friendship Christian School program located in Lebanon, Tenn....Under head coach John McNeal, the Commanders earned four straight district, region and substate titles and four appearances in the TSSAA Spring Fling...Led the 2012 FCS squad to a 37-4 overall record and a runner-up finish as a junior in 2011...As a senior, Erie posted a .405 batting average with 38 RBI, seven doubles and three home runs...Showed a patient approach at the plate, drawing 22 walks that resulted in a .513 on-base percentage...Was a second team all-state performer as a senior, a two-time all-district selection (2011, 2012) as well as an all-region and all-midstate performer as a senior...Played in the inaugural adidas Middle Tennessee Senior All-Star Classic at Cumberland University in June 2012...Also played wide receiver on the FCS football squad, helping the Commanders capture the 2011 state championship.

PERSONAL: Born on Nov. 17, 1993...Son of David and Kendra Erie...Has three older siblings, Andrea, Ashlie and Katie...Majoring in health and human performance.

GAME BESTS

AB5 (5x)

last at Austin Peay (5-12-14)

R2 (2x)

last at Evansville (3-18-14)

H3 (2x)

last at Austin Peay (5-12-14)

RBI2

at Jacksonville St. (3-7-14)

2B2

vs. SE Missouri (3-28-14)

HRNone


BB2 (2x)

last vs. SIU Edwardsville (5-3-14)

CAREER STATS

Year	avg	gp-gs	ab	r	h	2b	3b	hr	rbi	tb	slg%	bb	hbp	so	gdp	ob%	sf	sh	sb-att	po	a	e	fld%
2013	.250	22-12	44	5	11	3	0	0	1	14	.318	9	1	9	2	.389	0	3	0-0	109	19	5	.962
2014	.226	38-33	124	11	28	6	0	0	6	34	.274	10	1	19	3	.289	0	3	2-2	163	24	6	.969
TOTAL	.232	60-45	168	16	39	9	0	0	7	48	.286	19	2	28	5	.317	0	6	2-2	272	43	11	.966

RETURNER BIOS



CHRIS

FLORES

28 • LHP • L/L • 6-4 • 205 • JUNIOR

SOUTHWEST RANCHES, FLA. • CHAMINADE-MADONNA PREP

2014: Made an appearance in eight games, including one start (against Lipscomb on April 9)...Fanned 10 batters over 12.2 innings of work...Went at least one inning in all but one appearance and tossed more than one inning in five appearances...Set season-highs in innings pitched (three) and strikeouts (four) in his final game of the season at Memphis (May 13)...Struck out the side in a perfect inning of relief at Austin Peay on May 11.

2013: Made eight appearances, including one start (at Central Arkansas on April 23)...Logged multi-innings in exactly half of his appearances, including a career-high four innings in relief against Central Arkansas on May 14...Racked up two or more strikeouts in four appearances, including a career-best four punchouts against Central Arkansas on May 14...Pieced together three consecutive outings with zero earned runs from March 16-April 2 out of the bullpen (a span of 5.1 innings).

BEFORE UTM: Played for head coach Mike Moss at Chaminade-Madonna Preparatory School in Hollywood, Fla....As a senior, Flores went 4-5 with a 2.28 ERA in 11 appearances...Struck out 56 batters while allowing 54 hits in 58.1 innings...Tossed a one-hitter while whiffing six batters in six innings while helping the Lions to the 4Him Classic championship over Calvary Christian...Was an honorable mention all-county selection by the Miami Herald newspaper...As a junior in 2011, posted a 7-6 record with a 2.23 ERA in 74 innings, fanning 71 batters against only 22 walks against a powerhouse district in South Florida that featured three of the nation's top-25 squads...Tossed eight complete games in 13 starts and earned all-district first team accolades...Was also named a first teamer by 954 Broward baseball magazine and was an honorable mention selection to the All-South Florida team...Pitched for the Miami Snappers in the summer of 2011, going 6-1 with a pair of saves, sporting a 1.95 ERA in 38 innings...Was invited to take part in the inaugural Power Showcase All-World Baseball Classic on Dec. 30, 2011 at Chase Field (home of the Arizona Diamondbacks) in Phoenix, Ariz., representing the U.S. in a game that featured the most prolific 40 amateur prospects in the world (20 born in the U.S. and 20 international).

PERSONAL: Born on Aug. 4, 1994...Son of Eduardo and Jacqueline Flores...Has three siblings: Eddie Jr., Christine and Nicole...Majoring in health and human performance.

GAME BESTS

IP	4.0
vs. Central Ark. (5-14-13)	
H*	0 (2x)
long vs. Tenn. Tech (1.1 IP; 3-23-13)	
R*	0 (4x)
long vs. Tenn. Tech (1.1 IP; 3-23-13)	
and at Tenn. Tech (1.1 IP; 3-21-14)	
ER*	0 (5x)
long at Murray St. (3.1 IP; 3-16-13)	
BB*	0 (3x)
vs. Tenn. Tech (1.1 IP; 3-23-13)	
K	4 (2x)
last at Memphis (3 IP; 5-13-14)	
XBH*	0 (4x)
long at Murray St. (3.1 IP; 3-16-13)	


*minimum 1 IP

CAREER STATS

Year	era	w-l	app	gs	cg	sho	sv	ip	h	r	er	bb	so	2b	3b	hr	bf	bavg	wp	hbp	bk	sfa	sha
2013	10.19	0-0	8	1	0	0/0	0	17.2	22	22	20	18	11	4	1	3	94	.310	4	4	0	1	0
2014	10.66	0-1	8	1	0	0/0	0	12.2	18	19	15	12	10	7	0	1	70	.340	3	1	0	3	1
TOTAL	10.38	0-1	16	2	0	0/0	0	30.1	40	41	35	30	21	11	1	4	164	.323	7	5	0	4	1

RETURNER BIOS

17 • RHP • R/R • 6-2 • 182 • R-JUNIOR
BERNIE, Mo. • THREE RIVERS COLLEGE



QUINTON


**S
T
E
V
E
N
S**

2014: Redshirted.

BEFORE UTM: Joined the Skyhawks after a successful two-year career at Three Rivers Community College in Poplar Bluff, Mo., where he played under head coach Stacey Burkey and former UT Martin assistant coach Joe Scarano...Helped lead TRCC to a fourth place finish in the 2013 Region 16 tournament...Earned Midwest Community College Athletic Conference first team all-conference accolades after leading the Raiders' pitching staff with a 3.22 ERA in 2013...Posted a 5-2 record, allowing only 35 hits while fanning 35 batters in 44.2 innings...Surpassed five innings five times in 2013, including a season-best seven shutout innings at John A. Logan College on March 19...Appeared in 14 games as a freshman in 2012, posting a 6-5 record with a 5.26 ERA while striking out 36 batters in 65 innings...Went past five innings in eight different starts, including a season-high 7.2 scoreless innings over John A. Logan College on March 7...Prepped at Bernie High School, where he played for head coach Jason Long...Was named a Pro-Day Prep Gear first team All-American pitcher in 2010...Led the Mules to the 2010 Fall Classic baseball championship.

PERSONAL: Born on Oct. 28, 1991...Son of Brad and Amber Stevens...Has one sibling, Josh...Majoring in broadcast television.

RETURNER BIOS



JACKSON

ZARUBIN

21 • RHP • R/R • 6-2 • 190 • R-JUNIOR
PLEASANTON, CALIF. • OHLONE COLLEGE

2014: Redshirted...Made one appearance – a relief outing at nationally ranked Ole Miss on Feb. 19 – before suffering a season-ending injury...Allowed only one hit in 1.2 scoreless innings against Ole Miss.

BEFORE UTM: Joined the Skyhawks out of Ohlone College in Fremont, Calif., where he played for head coach Julian Russell...Was an innings-eater for the Renegades, logging 66.1 innings in 18 appearances over his two seasons...Made a team-high 10 starts and posted a 3-5 record with a 5.60 ERA in 2013...Went 0-1 with a strong 2.31 ERA in six appearances (two starts) as Ohlone posted a 28-12 record on its way to a CCCAA Regional Championship during his freshman campaign...Attended Foothill High School, where he was a Perfect Game USA honorable mention selection.

PERSONAL: Born on Jan. 9, 1993...Son of David and Sandra Zarubin....Family has a strong athletic background, as his father David ran track at Fresno State while his mother Sandra ran track at Wheaton College...Majoring in business management.

GAME BESTS

IP	1.2
	at Ole Miss (2-19-14)
H*	1
	at Ole Miss (2-19-14)
R*	0
	at Ole Miss (2-19-14)
ER*	0
	at Ole Miss (2-19-14)
BB*	2
	at Ole Miss (2-19-14)
K	1
	at Ole Miss (2-19-14)
XBH*	0
	at Ole Miss (2-19-14)

*minimum 1 IP

CAREER STATS

Year	era	w-l	app	gs	cg	sho	sv	ip	h	r	er	bb	so	2b	3b	hr	bf	bavg	wp	hbp	bk	sfa	sha
2014	0.00	0-0	1	0	0	0/0	0	1.2	1	0	0	2	1	0	0	0	8	.167	0	0	0	0	0
TOTAL	0.00	0-0	1	0	0	0/0	0	1.2	1	0	0	2	1	0	0	0	8	.167	0	0	0	0	0

RETURNER BIOS

7 • OF • R/R • 5-9 • 155 • SOPHOMORE
HELENA, ALA. • PELHAM HS



FLETCHER

**J
O
H
N
S
O
N**

2014: Played in 36 games with 28 starts in center field as a true freshman...Ranked second on the team with eight stolen bases (in only nine attempts)...Tallied three multi-hit games, including a pair of two-hit games in the season-opening series in his home state at UAB...Drove in a pair of runs against Eastern Kentucky on April 12...Posted a perfect 1.000 fielding percentage with zero errors in 96 chances.

BEFORE UTM: Had a spectacular prep career at Pelham High School, where he played for head coach Sean Anderson... Helped the Panthers win the 2013 Class 6A state championship after hitting .392 and blasting five of his metro-best eight home runs during the playoff run...Hit .355 overall with a .610 slugging percentage with 27 RBI's and 20 stolen bases while batting leadoff for PHS...Was named the Birmingham News Metro Player of the Year, the Class 6A Player of the Year and was also named to the Alabama Sports Writers Association Super All-State team.

PERSONAL: Born on Dec. 27, 1994...Son of Bill and Donna Johnson...Majoring in civil engineering.


GAME BESTS

AB	6
vs. Eastern Mich. (2-22-14)	
R	1 (5x)
last at Belmont (4-5-14)	
H	2 (3x)
last vs. Missouri St. (4-26-14)	
RBI	2
vs. Eastern Ky. (4-12-14)	
2B	1
vs. Missouri St. (4-26-14)	
HR	None
BB	1 (6x)
last vs. SIU Edwardsville (5-4-14)	

CAREER STATS

Year	avg	gp-gs	ab	r	h	2b	3b	hr	rbi	tb	slg%	bb	hbp	so	gdp	ob%	sf	sh	sb-att	po	a	e	fld%
2014	.132	36-28	106	5	14	1	1	0	5	17	.160	6	2	36	0	.193	0	3	8-9	95	1	0	1.000
TOTAL	.132	36-28	106	5	14	1	1	0	5	17	.160	6	2	36	0	.193	0	3	8-9	95	1	0	1.000

RETURNER BIOS



ANDREW

**M
A
S
S
E
Y**

**8 • IF • R/R • 6-0 • 185 • SOPHOMORE
CHICAGO, ILL. • ST. RITA OF CASCIA HS**

2014: Saw time in 17 games, making 14 starts at second base as a true freshman...Posted a .340 on-base percentage and ranked second with four times being hit by pitch in 51 plate appearances...Had a pair of multi-hit performances in Ohio Valley Conference play (against Eastern Kentucky on April 11 and May 16 against Eastern Illinois)...Scored at least one run in five of his last nine starts.....Boasted a perfect 1.000 fielding percentage in 67 chances, taking part in 11 double plays.

BEFORE UTM: Played alongside current Skyhawk infielder Nico Zych at St. Rita of Cascia High School, one of the most tradition-rich programs in the state of Illinois...Playing under head coach Mike Zunica, he helped lead the Mustangs to yet another 30-win season and regional championship in 2013...Hit a key two-run homer to lead St. Rita of Cascia to the tournament victory in the Steven M. Bajenski Memorial Baseball Tournament.

PERSONAL: Born on May 26, 1995...Son of Keith and Lisa Massey...Majoring in education.


GAME BESTS

AB	4 (3x)
last vs. Missouri St. (4-25-14)	
R	1 (5x)
last vs. Eastern Ill. (5-17-14)	
H	2 (2x)
last vs. Eastern Ill. (5-16-14)	
RBI	1
at Southern Ill. (4-15-14)	
2B	1 (2x)
vs. Eastern Ill. (5-17-14)	
HR	None
BB	1 (5x)
last vs. Eastern Ill. (5-16-	

CAREER STATS

Year	avg	gp-gs	ab	r	h	2b	3b	hr	rbi	tb	slg%	bb	hbp	so	gdp	ob%	sf	sh	sb-att	po	a	e	fld%
2014	.195	17-14	41	5	8	2	0	0	1	10	.244	5	4	12	0	.340	0	1	0-0	36	31	0	1.000
TOTAL	.195	17-14	41	5	8	2	0	0	1	10	.244	5	4	12	0	.340	0	1	0-0	36	31	0	1.000

RETURNER BIOS



**LUIS
PAUBLINO**

24 • C/OF • R/R • 6-0 • 220 • R-SOPHOMORE
MIAMI, FLA. • FERGUSON SENIOR HS

2014: Redshirted...Played in one game, earning a start at designated hitter in the season opener at UAB before suffering a season-ending injury.

2013: Was a versatile option as a true freshman, appearing in 29 games with 22 starts at catcher, left field or designated hitter...Tallied 11 RBI's and scored 10 runs in just 94 plate appearances...Had a multi-hit game against Evansville on March 20 and had a multi-RBI game less than a week later against Tennessee Tech on March 24...Drove in a run five times during a six-game stretch from March 30-April 19...Hit .318 with runners in scoring position (7-for-22) and advanced the runner on third base with less than two outs seven times in eight opportunities (85.7 percent).

BEFORE UTM: Accounted for a successful senior campaign at Ferguson Senior High School in Miami, Fla....The Falcons tallied a 13-11 record under head coach Jose Novas in 2012...Attended Braddock High School as a junior, where he started every game and finished the season with a .310 batting average...Was a standout defensive catcher, committing only one error throughout the duration of his junior season...As a sophomore, he recorded a .369 batting average and nine triples while leading Coral Park High School to a postseason berth, starting in every game.

PERSONAL: Born on Sept. 4, 1993...Son of Cesar Paublino and Luisa Campos...Has four siblings, Cesar Paublino, Gabriela Paublino, Alessandra Paublino and Paola Paublino...Majoring in accounting.

GAME BESTS

AB	5
vs. Tenn. Tech (3-23-13)	
R	2
vs. Evansville (3-20-13)	
H	2
vs. Evansville (3-20-13)	
RBI	2
vs. Tenn. Tech (3-24-13)	
2B	1 (3x)
last at SE Missouri (3-30-13)	
HR	None
BB	1 (4x)
last at E. Illinois (5-17-13)	

CAREER STATS

Year	avg	gp-gs	ab	r	h	2b	3b	hr	rbi	tb	slg%	bb	hbp	so	gdp	ob%	sf	sh	sb-att	po	a	e	fld%
2013	.159	29-22	82	10	13	3	0	0	11	16	.195	4	4	29	0	.228	2	2	2-2	98	9	5	.955
2014	.000	1-1	3	0	0	0	0	0	0	0	.000	0	0	3	0	.000	0	0	0-0	0	0	0	.000
TOTAL	.153	30-23	85	10	13	3	0	0	11	16	.188	4	4	32	0	.221	2	2	2-2	98	9	5	.955

RETURNER BIOS



CHRIS

9 • RHP • R/R • 6-4 • 195 • R-FRESHMAN
LENOIR CITY, TENN. • LENOIR CITY HS

2014: Redshirted.

BEFORE UTM: Prepped at Lenoir City High School...Helped lead the Panthers to the second day of play in the District 4-AAA baseball tournament in 2013...Also played quarterback for the LCHS football team.

PERSONAL: Born on July 8, 1995...Son of Brian and Patty Roe...Majoring in sport management.

R

O

E

RETURNER BIOS



DILLON

23 • RHP • R/R • 6-6 • 205 • R-FRESHMAN
GERMANTOWN, TENN. • HOUSTON HS

2014: Redshirted.

BEFORE UTM: Played for head coach Lane McCarter at the prestigious Houston High School program, where the Mustangs went 30-15 overall in 2013...Helped HHS capture the region and district championships, punching a ticket to the playoffs in 2013...Led the team with 13 appearances on the mound in 2013, the seventh-highest amount of games pitched in a single-season in program history...Earned a spot on the second annual State Farm/Shelby County high school all-star baseball game, held at USA Stadium in Millington, Tenn....Also was part of a Mustang squad that went 20-9 in 2012.

PERSONAL: Born on June 23, 1994...Son of Mike and Renee Symon...Majoring in finance and accounting.

S
Y
M
O
N

NEWCOMER BIOS



PATRICK

**B
E
R
N
A
R
D**

34 • RHP • R/R

6-1 • 180

JUNIOR

Edmonds, Wash.

TACOMA CC

BEFORE UTM: Coming off a successful two-year stint under head coach Ryan Mummert at Tacoma Community College, where he played alongside fellow Skyhawk teammate Matt Hirsch...Last season, Bernard went 6-1 with a 2.54 ERA in 11 appearances (seven starts) for a team that finished with a 39-8 record...Allowed just 33 hits while fanning 34 batters in 46 innings pitched...Held opponents to a miniscule .208 batting average while conceding just four extra-base hits (all doubles) on the season... Allowed one or zero earned runs in 10 of his 11 appearances... Tallied a 6-3 record with a 4.36 ERA in 11 appearances (seven starts) as a true freshman in 2013, helping the Titans to a 35-16 record...Dialed up 28 strikeouts in 45.1 innings while limiting the opposition to only eight extra-base hits on the season... Had seven appearances where he conceded two earned runs or less...Attended Edmonds-Woodway High School, where he helped the squad to a 17-7 record and Wesco South League championship under head coach Matt Barker in 2012...Earned the mound victory in the Wesco South League championship game against Maryville-Pilchuck...Earned first team All-Wesco league accolades...Tossed a no-hitter and added a solo homer at the plate against Jackson on April 2, 2012...Helped EWS to the second round of the 4A tournament while earning All-Wesco second league honors as a junior.

PERSONAL: Born on Dec. 3, 1993...Son of Bill and Kelly Bernard...Has one older brother, Phil...Majoring in interdisciplinary studies.



ANDREW

**C
A
S
T
I
L
L
O**

55 • OF • R/L

5-11 • 180

JUNIOR

Kennebec, Wash.

YAKIMA VALLEY CC

BEFORE UTM: Was one of the top NWAACC outfielders in 2014 at Yakima Valley Community College under head coach Marcus McKimmy...Tallied team-highs in batting average (.364), hits (64), stolen bases (10) and games played (44) last season...Scored 34 runs, slammed six doubles, three triples and a homer with 29 RBI's...Accounted for 20 multi-hit games, including a 5-for-5 performance against Shoreline Community College on March 21... Boasted a 17-game hitting streak from March 21 through April 16...Slugged .449 while reaching base at a .404 clip for a team that went 25-19 overall... Was a fourth outfielder as a freshman in 2013, the same year the Yaks tallied a 33-19 record...Scored nine runs while driving in 12 RBI's in 29 games (69 at-bats) as a true freshman...Attended Kamiakin High School, where he hit .309 with 20 runs scored and 29 RBI's in 28 games as a senior... Tallied a .350 batting average with 23 runs scored and 20 RBI's in 26 games during his junior campaign.

PERSONAL: Born on Sept. 16, 1993...Son of Javier and Colleen Castillo...Majoring in education.

NEWCOMER BIOS



NICK

**G
A
V
E
L
L
O**

11 • OF/1B • R/R

6-3 • 195

JUNIOR

ANTIOCH, CALIF.

DIABLO VALLEY CC

BEFORE UTM: Was an All-Big 8 Conference honoree at Diablo Valley College under head coach Steve Ward...Helped lead the Vikings to a state playoff appearance in 2014...Hit a team-high .354 in 37 games (all starts), driving in a team-best 19 RBI's while scoring 21 runs...Tallied seven doubles and six stolen bases in seven attempts...Had 15 multi-hit games, including a 5-for-5 performance against Modesto on March 14...As a true freshman in 2013, he hit .302 with four doubles, 14 RBI's and 11 runs scored in 31 games (29 starts)...Accounted for nine multi-hit outings...Attended Deer Valley High School, where he played for head coach Dennis Luquet...Helped the Wolverines go 20-5 during his junior season, earning first team All-Bay Valley League accolades.

PERSONAL: Born on Dec. 11, 1992...Son of Timothy and Caroline Gavello...Majoring in business marketing.



MATT

**H
I
R
S
C
H**

20 • IF • R/R

6-0 • 185

JUNIOR

EDMONDS, WASH.

TACOMA CC

BEFORE UTM: Played alongside fellow UT Martin teammate Patrick Bernard at Tacoma Community College, where he was coached by Ryan Mummert...Hit .270 with 10 doubles, 25 RBI's and 23 runs scored in 41 games played in 2014...Slugged .373 and reached base at a .369 clip...Had seven multi-hit games and six multi-RBI efforts...Played his freshman season at Willamette University in Salem, Ore. under head coach Aaron Swick...Started in all 40 games, scoring 15 runs while driving in 15 runs...Prepped at Meadowdale High School in Lynnwood, Wash., where he helped guide the Mavericks to the Western Conference 3A title during his senior season, ending a 22-year drought for the school...Was a first team Wesco 3A honoree and also a second team all-state 3A recipient...Named Edmonds School District Male Athlete of the Year in 2012.

PERSONAL: Born on July 20, 1994...Son of Doug Hirsch and Patti Kappler...Majoring in interdisciplinary studies.

NEWCOMER BIOS



MIKE

MURPHY

22 • IF • R/R

5-11 • 180

JUNIOR

WAYNE, ILL.

ELGIN CC

BEFORE UTM: Helped Elgin Community College to a 28-19 record last season...Playing for head coach Bill Angelo, Murphy hit .357 in 40 games, scoring 36 runs with 18 RBI's...Slugged .444 with a .418 on-base percentage, hitting seven doubles with two triples to go along with six stolen bases...Had 13 multi-hit performances, with his best game coming against Joliet Junior College on April 22 (3-for-5, 3 RBI's, 3 runs scored)...Played in 32 games for the Spartans as a freshman in 2013, scoring 15 times while driving in 12 runs to go along with nine stolen bases...Prepped at South Elgin High School under head coach Jim Kating, where he was an all-conference honoree.

PERSONAL: Born on May 28, 1994...Son of Brian and Gail Murphy...Majoring in business administration.



NICK

PRIBBLE

6 • IF • R/R

5-10 • 160

JUNIOR


MILL CREEK, WASH.

BELLEVUE COLLEGE

BEFORE UTM: Established himself as a slick-fielding shortstop the last two seasons for head coach Mark Yoshino at Bellevue College...Helped guide the Bulldogs to a 28-23 record and a NWAACC runner-up appearance in 2014...Recorded team-highs in doubles (11), walks (23), sacrifice hits (eight) and games played (48) as a sophomore, hitting .250 with 25 runs scored, 20 RBI's and 16 stolen bases...Had nine multi-hit games and posted five multi-RBI outings...Was a NWAACC All-Star as a freshman in 2013, when the Bulldogs tallied a 32-20 record...Hit .273 with 39 runs scored, 23 RBI's, 21 walks and 12 stolen bases while committing only six errors (.963 fielding percentage) in 50 games as a freshman...Compiled 13 multi-hit games, including a 4-for-4 effort with four runs scored at Olympic College on May 5, 2013...Attended Seattle Preparatory School, where he was a three-time first team All-Metro 3A infielder and first team all-state honoree for head coach Ed Paulter...Tallied a .453 batting average as a senior after hitting .446 with seven round trippers during his junior season...Helped lead SPS to the 2011 Metro League championship.

PERSONAL: Born on Dec. 30, 1993...Son of John and Erin Pribble...Has one older sister, Megan...Majoring in biology.

NEWCOMER BIOS



COLE

SCHAEZNER

19 • RHP • R/R
6-3 • 190
R-JUNIOR
OXFORD, MICH.
MACOMB CC

BEFORE UTM: Spent last season playing for head coach Joe Santilli at Macomb Community College in Warren, Mich....Made three appearances in 2014, going 1-0 with a perfect 0.00 ERA in 11 innings...Allowed just five hits while fanning nine batters against only two walks...Best outing of the season came in a complete game shutout where he allowed just four hits at St. Clair County Community College on May 6...Began his collegiate career at Valparaiso University in 2012, seeing time in two games as a pinch runner...Prepped at Lake Orion High School, where he was a standout for head coach Andy Schramek...Was an All-Oakland Activities Association Red Conference selection as a senior after going 4-1 with a pair of saves and a 1.42 ERA...Fanned 28 batters in 29.2 innings as a senior...Also played outfield, hitting .380 with 28 runs scored, 14 RBI's and seven stolen bases...In addition to baseball, he led the Dragons to a state championship in football after taking over quarterback duties in the regional finals.

PERSONAL: Born on Dec. 13, 1992...Son of Thomas and Denise Schaezner...Brother Brad will be a freshman on the University of Kentucky baseball team this spring...Majoring in mechanical engineering.



GARY

PRICE

29 • RHP • R/R
5-10 • 180
R-SOPHOMORE
CHATTANOOGA, TENN.
COVENANT COLLEGE

BEFORE UTM: Transfers from Covenant College in Lookout Mountain, Ga., where he played for head coach Doug Simons...Was part of a team that went 28-19 and made a NCCAA World Series appearance in 2013...Prepped at East Hamilton High School in Chattanooga, where he played outfield, first base and pitched for head coach Steve Garland...Compiled 34 RBI's and scored 28 runs while swiping 13 stolen bases for the Hurricanes his senior season...Was nominated to play in the Tennessee vs. Georgia All-Star Game after his senior campaign.

PERSONAL: Born on Sept. 21, 1993...Son of Gary and Linda Price...Has one younger brother, Michael...Father Gary played soccer at Motlow State Community College...Majoring in health and human performance.

NEWCOMER BIOS



AUSTIN

**T
A
Y
L
O
R**

15 • IF • R/R

6-1 • 235

SOPHOMORE

FRIENDSHIP, TENN.

WALTERS STATE CC

BEFORE UTM: Comes to UT Martin from Walters State Community College, where he played for head coach David Shelton... Helped guide the Senators to a 43-18 record with an appearance in the TCCAA/NJCAA Region VII Tournament in 2014... Played in 42 games (33 starts) last season, scoring 24 runs to go along with 19 RBI's...Had 11 extra-base hits (seven doubles, one triple, three homers) while posting a .407 slugging percentage and .374 on-base percentage...Batted .375 with a homer in eight at-bats as a freshman for a team that went 37-18 overall in 2013...Began his collegiate athletic playing career as a fullback on the University of Tennessee football team before transferring to Walters State...Prepped at Crockett County High School under head coach Michael Wickersham... Was an all-state honoree in both baseball and football, earning All West Tennessee MVP honors as a linebacker.

PERSONAL: Born on Nov. 13, 1992...Son of Jeff and Teresa Taylor...Majoring in agricultural business.



MICHAEL

**F
I
D
L
E
R**

33 • RHP • R/R

6-4 • 210

FRESHMAN


MAPLE PARK, ILL.

AURORA CENTRAL CATHOLIC HS

BEFORE UTM: Playing for head coach Sean Bieterman at Aurora Central Catholic High School, Fidler was a Perfect Game Central Region honorable mention selection in 2014, when he was named a top-25 player in his area by the Aurora Beacon-News...Earned a mound victory after going 6.2 innings against Guerin while coming away with the game-winning hit in the 10th inning against Chicago Christian...Helped guide ACCHS to the 2A regional championship in 2013, when the Chargers went 27-8 with a 13-3 Suburban Christian Conference Gold finish... Named a 2013 Perfect Game Underclassmen honorable mention all-region honoree.

PERSONAL: Born on June 24, 1996...Son of Patrick and Dawn Fidler... Has one younger brother, Jimmy...Majoring in sport management.

NEWCOMER BIOS



MATT

**P
O
T
E
E
T
E**

26 • LHP • R/L

6-1 • 175

FRESHMAN

HUMBOLDT, TENN.

JACKSON CHRISTIAN SCHOOL

BEFORE UTM: Emerged as one of the state's best pitchers, going 11-2 with a pair of saves and a 1.11 ERA in 82.1 innings over 17 appearances for head coach Chuck Cooper at Jackson Christian School...Conceded just 64 hits while striking out 124 batters with only 11 walks as a senior...Capped off a 38-8 season with the Eagles' first state title since 2008...Pitched in four games over seven days during championship week, beginning with a complete game on the mound and slamming a three-run homer in a 3-1 win over Goodpasture in the opening round...Fanned five batters against zero walks in the 8-2 victory over Grace Christian Academy in the Class A state championship game in Murfreesboro...Was named The Jackson Sun 2014 Baseball Player of the Year while also earning all-state accolades...Hit .349 with 12 doubles, three triples and 34 RBI's at the plate...Played in the 2014 Billy Schrivner West Tennessee High School All-Star Game in Jackson and also took part in the 2014 Farm Bureau/Patriot Bank North Mississippi vs. West Tennessee All-Star Game in Millington...Was a first team all-state selection as a junior, leading JCS to a district title and state tournament appearance...Went 10-0 with a microscopic 0.78 ERA and a save in 81 innings spread out over 15 appearances in 2013...Allowed only 45 hits while posting an 85:16 strikeout-to-walk ratio during his junior season...Also hit .314 with 60 runs scored, 70 RBI's, 20 doubles and 14 home runs over his final two years.

PERSONAL: Born on May 1, 1996...Son of Steve and Beth Poteete...Grandfather Jim Poteete played football at Mississippi State University from 1955-59 while his uncle Mike Poteete played football at UT Martin from 1977-81...Majoring in agricultural business.



DANIEL

**S
H
A
W**

41 • LHP • L/L

6-0 • 177

FRESHMAN

MEMPHIS, TENN.

CHRISTIAN BROTHERS HS

BEFORE UTM: Was a big-game pitcher for head coach Buster Kelso at Christian Brothers High School...Helped the Purple Wave post a 32-8 record in 2014 after the squad won the state championship with a 36-8 record in 2013...The title was the first state championship since 2011 and the 11th in the rich history of the CBHS program...Allowed only four hits while fanning six batters over five innings in the Purple Wave's 13-3 win over Montgomery-Bell Academy in the Division 2-AA state title game during his junior season...Tossed a complete game while allowing just one earned run on five hits against Florida Christian (Miami) in the 2013 National High School Invitational in Cary, NC.

PERSONAL: Born on Sept. 29, 1995...Son of James and Paula Shaw...Majoring in humanities and fine arts.

NEWCOMER BIOS



CARSON

**S
H
R
O
D
E**

30 • C/OF • R/R

6-2 • 185

FRESHMAN

NASHVILLE, TENN.

CHRIST PRESBYTERIAN ACADEMY

BEFORE UTM: Was a standout catcher and outfielder for head coach Larry Nesbitt at Christ Presbyterian Academy...Graduated as the program's all-time leader in hits (156), doubles (52), home runs (12) and RBI's (112) while ranking second in career runs scored (104)... Helped lead the Lions to a 27-13 record in 2014, winning the district, regional and sectional championships...Was a career .371 hitter with a .464 on-base percentage and .612 slugging percentage in high school... Also posted a 1.89 ERA with 100 strikeouts in 107 career innings at the prep ranks... Earned the mound victory (six strikeouts, two hits allowed in five innings) and tallied the game-winning hit to snap Summertown High School's 23-game winning streak during his senior season... Earned TBCA Region 5/6 team honors after hitting a team-high 15 doubles with a .430 batting average during a 28-13 season in 2013... Was named a "Player to Watch" by Tennessee Baseball Report after an impressive showing in the TopTenn Baseball Super Select Showcase Camp in Feb. 2013... Crushed a three-run homer in the Third Annual MidTN Class AA vs. Class A Senior All-Star Classic at Cumberland on June 7, 2014.

PERSONAL: Born on July 13, 1995...Son of Daniel and Charmy Shrode...Has one older sibling, Chandler... Majoring in sport management.



BLAKE

**W
I
L
L
I
A
M
S**

18 • IF • R/R

5-10 • 180

FRESHMAN

CLARKSVILLE, TENN.

ROSSVIEW HS

BEFORE UTM: Was part of the highly successful Rossview High School program under head coach Jason Rice... Williams helped lead the Hawks to the program's first-ever regional championship as a senior, reaching the Class AAA sectional for the fourth consecutive year...Also helped Rossview win three straight District 10 regular season and tournament championships from 2011-13.

PERSONAL: Born on Dec. 17, 1995...Son of Roger and Dawn Williams...Majoring in biology.

ALL-TIME ROSTER

•A•

Steve Adcock1985-89
Jacob Alexander2014
Bobby Alford2000-03
Jason Alford1997-00
Dick Algire1971
Lance Alsup2007-09
Wes Alsup2009-10
T.J. Allen1999-01
Kayo Anderson2003-04
Isaac Armstrong2012-13
Dee Arnold1993-94
Simon Auter2001
Joe Ayers2001
Mark Aylor1994

•B•

Wes Bacon1999-2002
Brian Baker2000
Max Balter2014
Dale Barbica1986-87
Joe Barker1971-72
Gary Barfield1991-92
Kevin Barger1992-93
Kyle Bargery2009-13
Justin Barnes2010-11
Barry Barnett1971-72
Matthew Barnett1996-97
Stacy Batey1988
Bruce Beckman1984-85
David Belote1972-73, 1976
Mike Bennett1979-80
Patrick Bernard 2015-current
Brian Berryman2004-05
Ryan Bethel2002-03
Lee Bethune2000-01
Casey Bevis2000-02
Kent Billings1979
Andrew Bixby2008
William Blackmon2007-08
Ben Bottoms2008-09
Adam Bowker2006-09
Michael Blount1995-98
Alex Boshers2010-14
William Bradford1989
Brent Bramblett1976
Ricky Bratcher1983
Ben Brewer2010-13
Hunter Britcliffe2011-12
Jeff Brooks1989-90
Mike Brown1987-88
Wally Brown1971, 73-74
Nick Bruner2004-05
Justin Bryant2003-05
Carney Bryson1979-80
Jay Buford1976
Bryan Bullington1994-95
Pat Bunch2003
Mark Buttrum1994

•C•

Chadwick Cameron2006-2007
Ben Campbell2012
Jimmy Carey1992
Isaac Carrel 2014-current

Josh Carter2000
Jerron Casey2010
Rodney Cash1981-82
Tim Cash1981
Andrew Castillo ... 2015-current
Bo Caviness1986
Jimmy Champion1979-80
Jack Chaney1977-80
Bryce Carden2006-08
Lin Cates2008-09
Randy Chism1985-88
Chris Clapper1993-94
Stanley Click1988-89
Randy Coffman1988-89
Mike Coggins1971-74
Kyle Coleman1988-89
Wade Collins2012-13
Donnie Corey2002-03
David Couch1977-78
Kevin Cowling1994
Taylor Cox2012-14
Richie Craven1985
Troy Crawford1995-98, 2000
Dylan Cupples2010-11

•D•

John Daniel1987-88
Tandy Darby1996
Bubba Davis1975
Jimmy Davis1988-89
Kelly Davis2000-03
Mitch Davis1981-82
Kirk Davison1998-99
Dewitt Day1974-77
Zach Dean2005-06
Jake Deason 2012-current
Justin Deere1999-00
Roger Deskins1984-85
Albert Destrade2007
Bill Dickerson1979
Micky Dobson2003-06
Johnny Dodd1982-83
Keith Domino1989
Mike Donohue1971-73
Taylor Douglas 2014-current
Heath Doyle2000
Kyle Dudley2007-08
Mitch Dunn1994-95
Brad Dyer1992-94

•E•

Mike Eatherly1991-92
Eddy Eckert1966-69
Al Edmiston1971-73
Scott Embry1991-92
Roger Emory1974
Lanier English1998-01
Justin Entrekin2001
Drew Erie 2013-current
Chris Ervin1992-93
Freddie Essary1974
Casey Estill2003-06

•F•

Michael Fabrizio2004

Bret Fanning1996
Phil Ferreira-Alves2010
Michael Fidler 2015-current
Terry Finney1978
Brian Fisher2004
Drew Flaniken2009-10
Chris Flores 2013-current
Drew Floyd2010
Mike Fortune1971-72
John Fowler1985-87
Richard Fowler1971
Willie Frederick2011-12
Wesley Freeman1999
Wade Freeman1985
Tim Frye1994
Jody Fuller1995-98
Paul Fullerton1981-83

•G•

Steve Gadlage1994
Jimmy Gann2005-06
Jacob Gansert 2013-current
Curtis Gardner1983-84
Tas Gardner1990-91
Nick Gavello 2015-current
Adam Gibson1999-02
Anthony Gilchrist1973-74
Scott Gladstone2008-09
Bill Glass1985-88
Henry Glass1976-77
Walter Glass1975-77
Grant Glasser2012-13
Frank Glover1986-88
Danny Goff1974
Ricky Goforth1977-78
Deryl Gore1981-82
Carl Gourgeot1983
Terry Graham1974-75
Jeff Graves1993
Tom Gray1975-76
Chad Green2006-07
Coty Green2009-10
Troy Green1990
Zane Gresback2005-06
Gene Grubaugh1971
Roger Gum1986-87

•H•

Shannon Haggard1991-92
Brett Hall2002-05
Scott Hall1998-99
Barry Hamilton1991-92
Keith Hamm1990
Bart Hammack2001-02
Tim Haney1982-83
Jack Harlow1971-72
Chad Harrell1992
Rickie Harris1977-78
Ron Harrison1989-90
Hunter Hart2001-04
Mark Hartsfield2008-09
Miles Hartsfield2008-09
Bryan Harvey2005-06
Randall Harvey1995-96
John Hatler1994-95
Mike Hayes1984-87

Matt Haynes2010-13
Rob Hearnberger2003
Brian Henley1989-90
Danny Hensley1979
Tanner Hensley2008-09
Chris Hicks1983-84
Wes Hicks1987-88
Jeff Hill1983
Ryan Hill2005-06
Johnny Hines1978
Matt Hirsch 2015-current
Jason Hockaday2006-07
Kyle Hodge1996-98
Troy Holland2012
Billy Holt1999-00
Kevin Holt2006-09
Russ Hopper1983-85
Dale Horn1974-77
Randy Horn1971
Terry Hornsby1981, 83-85
John Houston2013-14
Jay Howard2008-09
Kevin Hubbard1980-81
Larry Hudson1978-81
Cole Huffman1976
Kendall Huggins1983-84
Thomas Hunt2009
Greg Hunter1980-81

•I•

Larry Ingle1978-79
Phil Ingram1982
Joey Ivy2011

•J•

Don Jackson1971-73
Ricky Jackson1985-88
Terry Jackson1989-90
Tim James1984-87
Steve Jett1991-92
Byron Johann2012-13
Fletcher Johnson ... 2014-current
Jay Johnson1971-73
Brian Jordan1999-03
Bryant Jones2001-04
Gene Jones1987-89
Pat Jones2009-10
Stu Jones2011-14
Andrew Joslin1987-88
Danny Joyner1979

•K•

Trey Karlen2009-11
Danny Kelley2011-12
Jeff Kelley1979-80
Khalil Kendley2014
Bob King1974-75
Greg King1990
Jim King1971-73
Kenny King2013-14
Michael Kirby1986-87
Garrett Kirk2010
Justin Knees2003
Joe Kuchar1971, 73-74

ALL-TIME ROSTER

•L•

Ryan Lantz2008
Erik Larsen2011
Jay Lasley1997
Nick Latimer2005-06
Trent Latta1995-96
Jim Van Leach1974-75
Adam Ledlow2004-07
Curt Lee1993-94
Derek Link2004-06
Lee Lockhart1996
Larry Long1971-73
Brendan Lozupone2009-12
Trevor Lundgrin2012-13
Nick Luper2004-06

•M•

Zack Malone2014
Jim Maloney1974-75
Alex Martin **2014-current**
Shayne Martin2007-08
Drew Mason2008-11
Andrew Massey **2014-current**
Scott Massey2003-05
Sonny Mastromatteo2012-13
Richard Matz1990-91
Tommy McArthur1991-92
Chad McDowell1996-97
Charles McClain1990
Shawn McElyea2008
Skipper McGill1996-97
Greg McKnight1989-90
Scott McLean2004-07
Hunter McLemore1991-93
Harry McLeod1975-77
Scott McMackin1989-90
Mike McMahon1974
Delmer McNeil2001
Mike McSwain1988-90
Ben Meador2004
Brad Meadows2001-02
Chris Meyer1996-97
Jeff Meyers1974
Cody Miller **2011-current**
Matt Milligan2009-12
Matt Miller2010
Alec Mills2010-12
Danny Mitchell1975-78
Donnie Mitchell1980-81
Nick Molina2014
Churchill Moore1986-87
Jason Moore2005-06
Mack Moore1974-75, 77-78
Stephen Moore2008-09
Erik Morgan1996-97
Brent Morris2010, 2013-14
David Morris1984-87
Mike Murphy **2015-current**

•N•

Mikey Nantze **2014-current**
Hagen Nelson2010-13
Ty Nelson2009-10
Mark Newby1982-83
Martin Newby1983-86
Tim Nichols1982

Douglas Nicodemus2004-07
Brady Nighswonger2002-03
Flint Northcutt1991-92
Jerry Nusky1981-82

•O•

Daisuke Oda1994-96
John Odom1971
George Ogilvie1977-78
Chase Okey2011-12
Desmond O'Quine2000
Mike Oney1981-82
Mike Ostby1992-93
Jordan Owen2009-12
Preston Ozment1999

•P•

Luke Parham2003
Zach Parham2005-07
David Parkerson1976-77
Danny Patterson1972-73
Rodney Patterson1983-84
Wes Patterson2008-11
Luis Paublini **2013-current**
Chris Payne1993-94
Tim Pearcy1984-87
Frank Perez1986-87
Matt Phillips1985-86
Zach Phillips2009
Wes Piersall2013
Adam Pitt2001
Clayton Pittman2002-04
Gary Pittman1983-84
Matt Poteete **2015-current**
Dalton Potts **2012-current**
Mike Prather1983-84
Nick Pribble **2015-current**
Gary Price **2015-current**
Chad Pritchett1997-99
Matt Pumo1982-85
Jim Puryear1980-81

•R•

Joe Raccuglia2006-08
Mike Ramsey1983-84
Eric Ranson2011-12
Bill Rasbach1971
Kevin Ray1992-93
Steve Ray1986
Jason Reed1988
Mike Reese1979-80
Lance Renton2006-08
Alan Reynolds1981-82
Chris Rezabek2005-08
Steve Ricciardo1976-78
Billy Richardson1989
Rod Rickert1974
Bill Ridings1979-80
Darrel Risberg1986-88
Jarrad Robinson2003-04
Jack Robinson1979
Ryan Rockholt2006-07
Jarrell Rodgers2011
Luke Rodgers1999-00
Chris Roe **2014-current**
Craig Rogers1980-82

Michael Roof2000-02
Brian Rosbury1995
Chris Ross2013-14

•S•

Adam Salter2003-04
Mike Sanders1982
Johnnie Sanfratelo1996-97
Hideaki Sato2005-06
Cole Schaezner **2015-current**
Rick Searcy1977-78
Scott Seward1984-85
Chuck Seymour1998-99
Mike Shambre1972-75
Daniel Shaw **2015-current**
Ronnie Shepard1984-85
Frank Sheppard1976
Carson Shrode **2015-current**
Richard Sims1974
Chris Sisk2006-08
Ric Sisler1984
James Skinner1991-92
John Skubina2011-14
Paul Slack1997-00
Gary Slayden1982
Brandon Smartt1998
Brad Smith1998-99
Carey Smith1978-79
Carter Smith **2012-current**
David Smith1977, 78-81
Dewayne Smith1993
Jason Smith2004
Jacob Smothers2004-2007
Phil Sorensen2011-14
Michael Spaulding1995-96
Jonathan Spiceland2000-03
Brett Spivy2003-06
Adam Stacy2008-11
Mark Stafford1973-75
Dan Stephens2000-03
Quinton Stevens ... **2014-current**
D.D. Stewart1986
Jordan Stokes2010-13
Cory Stooksbury2010-11
David Strange1993-94
Cliff Sturdivant1971
Rod Sturdivant1979-80
Jason Sulliivan2001-02
Dustin Summers2002-05
Calen Sutton2007-08
Shawn Swaringen2010
Rick Swayze1986
George Sykes1973-74
Dillon Symon **2014-current**

•T•

Oliver Talley1990-92
Austin Taylor **2015-current**
Cody Terry2008-11
Monte Thomas1982
Paul Tinnell1978-80
Dan Tobik2010-13
Jim Tracey1978
Jess Trask2009-11
Greg Treadway1978
RC Trussell2012

Jay Trussler1995-96
Kevin Tuck1982-83
Blake Turner2005-08
Loren Turner2002-03

•U•

Ben Upton2014

•V•

Brett VanderMeeden1993-94
Brad VanderMeeden1995
Scott VanNeste1996-97
Ben Vesser2009-10

•W•

Erik Walker2006-08
Don Waller2002
Sean Waller1998
Tommy Walston1979-80
Nate Walters2006-09
Nick Walters2006-08
Travis Walters1993-94
Donald Ward1981-82
Brad Warmath1996-97
Brian Washburn1999-00
Ken Waymon1978-79
Bill Weaver1979
Travis Webb2007-09
David White1989-90
Larry White1980
Blake Williams **2015-current**
Brett Williams1993
Hal Williams1993-95
Mike Williams1975-76
Jim Willis1983-85
Lucas Wilmore2007-09
Nick Wilson2011-13
Randall Wilson1977-78
Dick Windbigler1971-73
Curtis Wooten2000-02
Albert Winn1989
Derek Wright2009-10
Bruce Wyatt1981
Chad Wyatt1995-96


•Y•

Chris Yandell1990
Michael York1991-92
Brett Young1995
Chase Young2014
Colton Young2011
Dustin Young1993
Matt Young2010-13
Greg Youree1987-89

•Z•

Jackson Zarubin ... **2014-current**
Bill Zipp1976-79
Harold Zonder1981-82
Nico Zych **2012-current**

COACHING/SUPPORT STAFF



HEAD COACH



RICK

**R
O
B
I
N
S
O
N**

17TH SEASON OVERALL • FIRST SEASON AT UT MARTIN BREVARD, NC • APPALACHIAN STATE, 1985

Rick Robinson was announced as the 10th head baseball coach in UT Martin program history on June 3, 2014.

“We are very pleased to have Coach Robinson lead our baseball program into a new era,” UT Martin Chancellor Tom Rakes said. “He has an extended history coaching successful college baseball programs.”

“We are ecstatic to hire a head coach of Rick Robinson’s caliber,” Skyhawk athletics director Julio Freire said. “I am confident of his abilities to guide our baseball student-athletes and I am excited about the future of our program.”

Robinson brings 17 years of head coaching experience to UT Martin, including the last 16 years transforming Young Harris College into a junior college and NCAA Division-II powerhouse. Robinson sports a 699-281 career head coaching record (.713 winning percentage) and boasts four 50-win seasons, eight conference championships, five Region XVII championships and one NJCAA World Series appearance.

“I want to thank Chancellor Rakes and Julio for allowing me the opportunity to lead the UT Martin baseball program,” Robinson said. “My family and I are excited about becoming involved in the Martin community. This is the most exciting time of the year for college baseball. As I watch the postseason games it’s a great time to dream about the future of UT Martin baseball. With the help of the administration, I look forward to producing young men who know how to win in the classroom, on the diamond and in life after baseball.”

Robinson, who has never had a losing record as a head coach, averaged 49.3 wins per season from 2002-08 in the junior college ranks before Young Harris transitioned into a four-year baccalaureate school competing in Division-II in 2011. The transition did not slow down Robinson, as he guided the Mountain Lions to 114 wins over his last four seasons.

In his coaching career, Robinson has guided 43 players to the professional ranks, including 25 Major League Baseball draft selections. Current major leaguers who have played under Robinson include Baltimore Orioles outfielder Nick Markakis (seventh overall pick in the first round of the 2003 MLB Draft), Colorado Rockies outfielder and 2014 All-Star Charlie Blackmon (72nd overall pick in the second round of the 2008 MLB Draft), Atlanta Braves right-handed pitcher Cory Gearrin (138th overall pick in the fourth round of the 2007 MLB Draft) and Billy Buckner (55th overall pick in the second round of the 2004 MLB Draft).

Robinson has coached a pair of National Players of the Year in Markakis (2003) and Bryson Smith (2009) and also worked with some of the game’s brightest

HEAD COACH

college stars when he served as head coach of the Hiyamis Mets in the Cape Cod Baseball League in 2008.

Robinson began his head coaching career at Brevard College in North Carolina, where he started the first baseball program in school history in 1992. In its inaugural season, Robinson posted a 33-22 overall record and a third place NJCAA Region X finish. A total of eight players from that Brevard team signed professional contracts.

Robinson then took over at Young Harris in 1999 and immediately turned the program into one of the top junior college programs in the nation. His teams went 155-29 over a three-year span (2003-05) that saw the team set school records with 52 victories in both 2003 and 2004. He also led Young Harris to the 2007 NJCAA World Series in Grand Junction, Colo. and posted another 50-win campaign in 2008.

Prior to his time at Young Harris, Robinson spent four years as an assistant coach at Old Dominion University, a Division-I school located in Norfolk, Va. During his time at the baseball-rich school, he served as third base coach, camp director and recruiting coordinator.

At Old Dominion, Robinson helped the Monarchs to a pair of conference championships and back-to-back appearances in the NCAA Regionals (1995-96). In four recruiting classes, he helped produce 22 players who signed professional contracts, including Tim Hummel (second round pick, 52nd overall by the Chicago White Sox in the 2000 MLB Draft). Robinson also worked with current major leaguers David Wright (New York Mets), Michael Cuddyer (New York Mets), Justin Upton (San Diego Padres) and BJ Upton (Atlanta Braves) in Old Dominion's camps.

Before his appointment at Brevard College, Robinson posted a .672 winning percentage at the high school level in North Carolina. He led West Henderson High School in Hendersonville to its first-ever winning season and first berth in the state playoffs and also had a successful stint at Pisgah High School in Canton.

A Brevard, NC native, Robinson played collegiate baseball at Appalachian State University in Boone, NC. He earned his degree from Appalachian State and later earned a Master's degree from Furman University.

Robinson is married to the former Luann DeGroat of Hawley, Pa. The couple has been married for over 20 years and has three children: Faithe (17), Rhett (14) and Ryan (11).

ROBINSON YEAR-BY-YEAR

YEAR.....	SCHOOL.....	RECORD
1992.....	Brevard College	33-22
1999.....	Young Harris College	38-22
2000.....	Young Harris College	42-17
2001.....	Young Harris College	44-12
2002.....	Young Harris College	48-13
2003.....	Young Harris College	52-10
2004.....	Young Harris College	52-8
2005.....	Young Harris College	51-11
2006.....	Young Harris College	46-16
2007.....	Young Harris College	46-22
2008.....	Young Harris College	50-15
2009.....	Young Harris College	44-12
2010.....	Young Harris College	39-17
2011.....	Young Harris College	28-22
2012.....	Young Harris College	36-14
2013.....	Young Harris College	25-23
2014.....	Young Harris College	25-25
TOTALS.....		17 seasons 699-281

WHAT OTHERS ARE SAYING

"Rick Robinson is an outstanding hire for the UT Martin baseball program. He is an excellent coach and teacher on the diamond and will develop his young men to be well-rounded and successful off the field. Coach Robinson will bring tremendous passion, energy and excitement as he molds Skyhawk baseball into a consistent winner."

-Ray Tanner, University of South Carolina Athletics Director/Former Head Baseball Coach

"I think a lot of Rick Robinson as a person, mentor, teacher and coach. He is a person of character and represents values that supersede winning baseball games. We who know him are appreciative of UT Martin for giving him this wonderful opportunity to coach and teach baseball at our proud state university."

-Tim Corbin, Vanderbilt University Head Baseball Coach, National Champion (2014)

"UT Martin has made a phenomenal hire with Rick Robinson. His on-field accomplishments are second to none and the way he molds young men into leaders is just as impressive. Coach Robinson is absolutely deserving of the opportunity to coach Division-I baseball and I am excited to track his progress."

-Andy Lopez, University of Arizona Head Baseball Coach, Two-time National Champion (2002, 2012)

"Coach Robinson was the first college coach to offer me a scholarship and an opportunity to play college baseball. I had the opportunity to be teammates with a group of men that grew together under the guidance of the most influential coach in my life. I am currently the only player on my team with a college degree and I credit Coach Robinson for turning me into the type of person that goes back to complete a commitment to school even after reaching the big leagues. I have never seen someone manage a baseball game on the level at which Coach Robinson could - he knew exactly how to deal with different personalities and always get the best from his players. There is no doubt in my mind that I will be a better husband, father and fellow man thanks to the values and morals I learned as part of Coach Robinson's program."

-Charlie Blackmon, Colorado Rockies outfielder/2014 MLB All-Star and 2006 Young Harris alum

ASSISTANT COACH



RICK

G

U

A

R

N

O

FIRST SEASON AT UT MARTIN

SYRACUSE, NY • ARKANSAS-LITTLE ROCK, 2012

Rick Guarno is in his first season as an assistant coach at the University of Tennessee at Martin under Rick Robinson.

Guarno has spent the last two seasons as the recruiting coordinator alongside Robinson at Young Harris College in Young Harris, Ga. He will also serve as the recruiting coordinator and the hitting coach at UT Martin.

At Young Harris, Guarno coached Zach Bricknell, who was a first team All-American in 2013 after belting a school record 22 home runs, which also led the nation. Bricknell was amongst five first team all-conference selections in Guarno's final two seasons (2013-14) at Young Harris.

In that same two-year span, Guarno also oversaw one of the nation's best offenses. In 2013, the Mountain Lions led the nation in home runs per game (1.4), ranked second in home runs (66), seventh in slugging percentage (.493), 17th in scoring per game (7.6 runs), 27th in runs scored (366), 32nd in times hit by pitch (70) and 39th in doubles per game (2.0). In Guarno's final season at Young Harris, the Mountain Lions ranked fifth nationally in home runs per game (1.0), seventh in home runs (50), 18th in walks (216), 25th in scoring per game (7.1 runs), 26th in slugging percentage (.444), 31st in runs scored (353), 38th in stolen bases (84) and 45th in hits (518).

Before his stint at Young Harris, Guarno spent two seasons as the volunteer assistant coach at the University of Arkansas-Little Rock, his alma mater. He helped guide the Trojans to a 2011 Sun Belt Conference Tournament championship and the program's first-ever NCAA Regional appearance.

In 2012, Guarno helped Arkansas-Little Rock rank in the top-10 nationally in four different offensive categories, setting program records for most home runs and triples in a single season. The Trojans ranked first in the nation in home runs per game (1.22), third in slugging percentage (.477) and sixth in scoring (7.4 runs per game). They also ranked in the top-20 nationally in on-base percentage (.395, 14th) and stolen bases per game (1.65, 20th).

Working primarily with the catchers at Arkansas-Little Rock, Guarno coached All-Sun Belt first team catchers Myles Parma, Nick Rountree and Blake Johnson. Parma hit a team-best .350 with a .439 on-base percentage in 2011 while Rountree crushed a team-high seven homers to go along with 14 doubles and 35 RBI's in 2011. Johnson hit .314 with 14 doubles and six home runs in 2012.

Guarno began his collegiate playing career at the University of Maryland Baltimore County, where he hit .342 as a freshman to help the Retrievers advance to the 2001 NCAA Regional. The following season, he posted a .323 batting average with 10 doubles to help UMBC to a 20-7 conference record and a Northeast Conference championship game appearance.

Guarno then transferred to Arkansas-Little Rock, where he picked up All-Sun Belt first team accolades and second team ABCA Rawlings All-South Central Region honors in 2003. He started 55 games at catcher as a junior, hitting .344 with 27 doubles, 54 runs scored, 48 RBI's and a .555 slugging percentage.

Guarno was drafted by the Colorado Rockies in the fourth round (107th overall) of the 2003 Major League Baseball Draft. He played seven seasons of professional baseball, earning a call-up to Triple-A Colorado Springs in 2008 after tallying a .290 batting average with five homers in 25 games at Double-A Tulsa. He retired from professional baseball in 2009 after winning a Golden League title with the Calgary Vipers.

Guarno attended Bishop Kearney High School in Rochester, NY, where he was a two-time City-Catholic League All-Star. He ranked seventh in his graduating class and was a member of the National Honors Society.

Guarno graduated from Arkansas-Little Rock in 2012 with a bachelor's degree in liberal arts. He is married to the former Amanda Harrison of Conway, Ark.



ASSISTANT COACH

FIRST SEASON AT UT MARTIN

RICHMOND, Va. • VIRGINIA COMMONWEALTH, 2012



SETH

CUTLER-VOLTZ

Seth Cutler-Voltz joined the Skyhawk baseball program as an assistant coach in August 2014.

Cutler-Voltz has spent the last two seasons as a volunteer assistant at VCU, an Atlantic 10 Conference school located in Richmond, Va. He took over the day-to-day pitching operations for the Rams, who posted a 65-46 overall record in his two years on the coaching staff.

Working under head coach Shawn Stiffler, Cutler-Voltz helped guide the Rams to a memorable year in 2014. VCU began the season with a 20-5 record with victories over future NCAA Tournament teams Georgia Tech, East Carolina and Old Dominion. The Rams surged into the Baseball America top-25 polls and ended the season with a 37-20 record, the most wins for the program since 2007. VCU was only one win away from a berth in the NCAA Regionals, as the Rams fell 3-2 in 10 innings to George Mason in the A-10 championship game.

The VCU pitching staff posted a stellar 3.86 staff ERA under Cutler-Voltz's tutelage in 2014, allowing less than a hit per inning (.259 opponent batting average). His five primary starting pitchers boasted a combined 26-11 record with a 3.14 ERA in 367.1 innings. The Rams posted similar numbers under Cutler-Voltz in 2013, piecing together a 3.87 team ERA to go along with a .274 opponent batting average. One of his pitchers, Seth Greene, led the A-10 and ranked 10th in the nation in least walks allowed per nine innings (1.05) in 2013.


Cutler-Voltz's successful start to his coaching career followed a remarkable four-year playing career for Stiffler and the late head coach Paul Keyes at VCU. The 6-0, 180-pound power righty concluded his collegiate playing days ranking second in career innings pitched (338.1), fourth in career games started (47), ninth in career strikeouts (229) and 10th in career appearances (73). He won 18 games with a 4.31 career ERA while posting nearly a 3:1 strikeout-to-walk ratio (229 strikeouts against 77 walks).

After making a team-high 23 appearances as a freshman in 2009, Cutler-Voltz's best season came in 2010. He went 8-4 with a 3.47 ERA in 17 appearances (all starts), earning All-Colonial Athletic Association second team honors as well as All-CAA tournament accolades. He accounted for 119.1 innings pitched (third-most in a single season in VCU history) behind five complete games, helping guide the Rams to the CAA tournament title and NCAA Regionals for the 10th time in school history.

Cutler-Voltz logged 14 more appearances (all starts) as a junior before notching a 7-3 record with a 4.29 ERA in 19 appearances (13 starts) as a senior. He once again showed impeccable command, walking only 11 batters with 67 strikeouts in 84 innings.

Cutler-Voltz was a four-year standout for Henrico High School. He was a three-year all-district selection while earning Player of the Year accolades in the Capitol District in 2007, the same year he helped guide the Warriors to the Capitol District tournament championship.

Cutler-Voltz graduated from VCU with a degree in exercise science in 2012. He also obtained his Master's degree from VCU.



VOLUNTEER ASSISTANT



PATRICK

L

O

N

G

FIRST SEASON AT UT MARTIN MECHANICSVILLE, VA. • GEORGIA TECH, 2010

Patrick Long joined the University of Tennessee at Martin baseball coaching staff as a volunteer assistant in September 2014.

Long, 26, has spent the last two seasons as an assistant coach for the Peninsula Pilots, who are based out of Hampton, Va. and take part in the Coastal Plain League. He coached first base and provided on-field instruction with regards to swing mechanics, offensive approach and philosophy, baserunning, infield defense, defensive positioning and pitching philosophy. He also assisted in the day-to-day operations of the team and recruited players to take part in one of the premier summer collegiate baseball leagues.

Prior to his stint with the Pilots, Long served as baseball operations manager at Tuckahoe Sports Inc. in Henrico, Va. He oversaw and managed the Titans' travel baseball program and coached a 13-and-under team. He also developed and promoted instructional and other baseball programming – including camps, clinics and special events.

Long's coaching career followed a successful collegiate playing career at Georgia Tech from 2007-10. Playing under legendary head coach Danny Hall, Long helped the Yellow Jackets compile a 158-80 record and make three NCAA Regional appearances in his four seasons.

An infielder and right-handed pitcher, Long hit .275 with 80 runs scored, 18 doubles, five homers and 44 RBI's in 129 games (95 starts) as a position player. Serving almost exclusively as a relief pitcher in his final two seasons, he posted a 3.18 ERA in 38 appearances, limiting the opposition to a .224 batting average to go along with 42 strikeouts against only 12 walks in 34 innings. At Georgia Tech, Long played alongside future MLB All-Stars Matt Weiters (Baltimore Orioles) and Charlie Blackmon (Colorado Rockies), who played under Robinson at Young Harris College for two years.

Long led all freshmen with 53 starts in 2007, hitting safely in 40 of those contests. He hit .299 with five homers and 31 RBI's and came up big in clutch situations – hitting .636 (7-for-11) in the Atlantic Coast Conference tournament. He hit .276 in 53 games as a sophomore before spending most of his time as a valuable bullpen commodity over this next two seasons.

Long was responsible for 11 scoreless outings out of 17 appearances in 2009, conceding only six extra-base hits while fanning 21 batters over 16.2 frames. As a senior, he ranked second on the team with 21 appearances for a team that won 47 games. He held opposing batters to a paltry .182 batting average while allowing only four extra-base hits with 21 strikeouts in 17.1 innings.

As a prep, Long played for coach Charlie Dragum at Hanover High School in his hometown of Mechanicsville, Va. Long was an all-state performer as both a third baseman and pitcher and participated in the East Coast Pro Showcase in 2005.

A member of the ACC Honor Roll, Long graduated from Georgia Tech with a bachelor's degree in management in 2010.



SUPPORT STAFF



RYNE

**R
I
C
K
M
A
N**

SEVENTH SEASON AT UTM BENTON, Ky. MURRAY STATE, 2008

Ryne Rickman has worked in the UT Martin sports information office since 2008. At UT Martin, Rickman is the media contact for football, volleyball, men's basketball, baseball, golf, equestrian and rodeo teams. Rickman also serves as official statistician at most Skyhawk home events, produces media guides, game day programs, press releases, and serves as a media host and coordinating event operations.

While at UT Martin, Rickman has taken part in several other sports information ventures. In April 2014, he earned the role of official statistician at the 2014 NCAA Women's Basketball Final Four in Nashville, serving in that role for all three games. He was the official statistician for the national championship game which involved two undefeated teams in Notre Dame and Connecticut.

Since 2010, he has served as the official statistician at the Ohio Valley Conference men's and women's basketball tournament in Nashville, where he was solely responsible for all stats from the tournament. He also served in that same role for the 2012 NCAA Men's Basketball Tournament Second/Third Rounds, also held in Nashville.

Rickman also served as official scorer of the 2008 Major/60 12 Year Old Cal Ripken World Series in Martin from Aug. 7-14, 2008, overseeing the four-day, 10-team national Babe Ruth Little League tournament.

Rickman came to UT Martin from Murray State, where he graduated with a degree in journalism and a minor in recreation in May 2008. He worked part-time as a student worker in the Athletics Media Relations office for four years and was the media contact for track and field and cross country, and also the head researcher for football and basketball media guides.



CORY

**S
C
A
T
E
S**

FIRST SEASON AT UTM GREENFIELD, Tenn. UT MARTIN, 1995

Cory Scates joined the UT Martin athletic training staff in September 2014. He will work primarily with the Skyhawk women's basketball and baseball programs.

Scates comes to UT Martin from Campbell Clinic Orthopedics in Germantown, Tenn. He served as the sports medicine manager for two years, coordinating and overseeing all aspects of the outreach and physician extender programs. That came after spending a decade as the sports medicine outreach coordinator, where he delivered quality clinical treatment to all patients affiliated with the company. He also spent over four years as a staff athletic trainer at the clinic.

Scates has also been a member of the Tennessee Army National Guard since December 1989. He has twice served deployments overseas to support the War on Terror (2005-06 in Afghanistan, 2009-10 in Iraq). He was commissioned as an Officer in June 1994 and now serves as the 194th EN BDE Administrative Officer. He was board select for Lieutenant Colonel in September 2013.

Scates graduated from UT Martin in December 1995 with a bachelor of science in education with a concentration in fitness management and minor in sports medicine.

Scates resides in Union City and is married to Melissa Sinclair Scates. He is the father of one daughter (Catherine) and stepfather of three children (Savannah, Jamison and MollyBeth Blackwell).

OHIO VALLEY CONFERENCE

Now in its 67th year, the Ohio Valley Conference continues to build on the success that has made it the nation's eighth-oldest NCAA Division I conference.

In May 2011 the Conference expanded for the second time in four years, adding Belmont University which began competition in the 2012-13 academic year. The addition of Belmont gave the OVC 12 members, the most the league has had at one time in its illustrious history. The move added a second team in the city of Nashville and was the first addition to the league since Southern Illinois University Edwardsville joined in 2008. Subsequently, the league has shown its stability over the past decade, seeing only one member institution depart over the past 14 years.

The 2009-10 school year saw a change in leadership as Beth DeBauche was named the seventh full-time Commissioner in league history on July 28, 2009. The last three commissioners of the OVC have moved onto jobs as the commissioner of the Big Ten, Big 12 and the Mid-American Conferences.

The OVC's proud history dates back to 1948, but seeds for the new league were actually planted in 1941. It was then that Roy Stewart, the athletics director at Murray State, Charles "Turkey" Hughes, the athletics director at Eastern Kentucky, and Kelly Thompson, the public relations director at Western Kentucky, first broached the idea of forming a new conference. Discussions were put on hold by World War II, but reemerged Feb. 27-28, 1948 at the Kentucky Hotel in Louisville as the three original institutions combined with Morehead State, Louisville and Evansville to form the OVC.

In the 1950s, the OVC became a pioneer on a much more significant scale socially. During times of racial segregation, league member Morehead State became one of the first non-traditionally black mid-southern institutions to accept a black student. In 1958 Marshall Banks earned athletically-related aid at Morehead, which signed a second black athlete, Howard Murphy, a year later. In 1961 Murphy earned all-conference recognition as a halfback in football. With racial barriers broken, the rest of the institutions in the league began to provide educational and athletic opportunities to African-Americans.

After Title IX legislation passed in 1972, women's athletics began a rebirth on the national scene as the NCAA began sponsoring and marketing women's sports. Recognizing the need to provide increased opportunities for female athletes, the OVC began formulating plans for women's athletics in 1975 and established women's championships in the sports of basketball, tennis and track in 1977, with cross country and volleyball added over the next four years. Those sports were initially governed by the Association of Intercollegiate Athletics for Women (AIAW), but the overall strength of women's programs in the league was demonstrated by the automatic bids the OVC instantly received when the NCAA became the governing body in 1982. The conference added women's golf and softball in 1994 and women's soccer in 1998.

The OVC has also produced several Olympic

athletes, including Murray State's Morgan Hicks, who was a member of the 2004 United States Olympic Rifle Team and Morehead State's Brian Shimer who competed in five Winter Olympics in bobsled (winning a bronze medal in 2002) and coached the 2010 United States bobsled team to its first gold medal since 1948. Former Morehead State football and Eastern Kentucky track and field athlete Dallas Robinson competed with the U.S. bobsled team during the 2014 Sochi Winter Olympics. In addition, some of the greatest players in professional sports were educated at OVC institutions. The list includes former greats such as football's Phil Simms (Morehead State), basketball's Clem Haskins (Western Kentucky) and Bubba Wells (Austin Peay) and two-sport star Steve Hamilton (Morehead State) to present-day standouts like basketball player Kenneth Faried (Morehead State), football player Tony Romo (Eastern Illinois) and baseball players A.J. Ellis (Austin Peay) and Shawn Kelley (Austin Peay). Hamilton is the only athlete to ever play in the NCAA Basketball Championship, a Major League Baseball World Series (New York Yankees) and a NBA Championship Series (Los Angeles Lakers).

The league's baseball presence has continued to evolve since its inception. The OVC baseball tournament moved to a neutral site for the first time in 2001 with Paducah, Ky. and Brooks Stadium hosting the tournament in front of raucous crowds. The success of the tournament led to Jackson, Tenn. and The Ballpark at Jackson (the home of the Seattle Mariner's Class AA affiliate) – hosting the event for the first time in 2010.

The OVC also has made a statement in the NCAA Baseball Championship in recent years, with its teams involved in several memorable contests in the last decade. Tennessee Tech surprised Wake Forest in the opening round of the 2001 tournament and Southeast Missouri stunned host Alabama in the opening round of the 2002 championship. Five years later, Austin Peay captured the collegiate baseball world's attention by taking Vanderbilt, the 2007 No. 1 overall seed, to extra innings. Eastern Illinois pushed host Nebraska to the limit in 2008 followed by Tennessee Tech's memorable contest against host Clemson in 2009.

After not making the OVC Tournament field in either 2009 or 2010, Austin Peay, who was picked to finish seventh in the 2011 preseason poll, won the regular season and tournament championships to garner its fourth NCAA Tournament appearance. In the first game of NCAA Regional play the Govs knocked off host and No. 1 seed Georgia Tech 2-1.

In 2012 Austin Peay completed a "repeat squared" (back-to-back regular season and tournament championships) for the first-time in OVC history. The Govs would go on to top Indiana State and Cal State Fullerton at the Eugene Regional, before falling to host Oregon in the regional final. In marked the first time since the 2000 season (Middle Tennessee) that an OVC team had won multiple NCAA Tournaments games in the same season.

Austin Peay completed a "3-Peay!" by winning its third-straight OVC Tournament crown in 2013. Along the way the Govs garnered the first

nationally-ranking by an OVC team since 2009 (climbing to as high as 21st nationally) and tied the OVC single-season record with 47 victories. The Govs earned the No. 2 seed in the NCAA Bloomington Regional, becoming the first OVC team in the current regional format (since 1999) to earn anything other than a No. 4 seed. The squad topped Florida and Valparaiso to advance to the regional final for the second-straight season before losing to host Indiana. Govs senior closer Tyler Rogers was a big part of his team's success during the year, setting the NCAA single-season record for saves (23 – a mark that was later eclipsed during the College World Series).

After the 2014 baseball season OVC teams have won at least one game in the NCAA regional round in five of the last eight years.

For the third-straight year 12 OVC players were selected in the 2014 Major League Baseball First-Year Player Draft. Of those 12 selections five came in the first 10 rounds, setting a new record for most OVC players picked in the first 10 rounds (eclipsing the old mark of three set several times). The 12 selections were once again just one off the record of 13 selections in 2010; overall the OVC has had 58 players selected over the past five years (2010-14).

A first in the OVC occurred in 2008, when the league had a first round draft pick in both the NFL (Tennessee State's Dominique Rodgers-Cromartie) and Major League Baseball (Eastern Kentucky's Christian Friedrich) Drafts in the same school year. A year later (2009) the league had a Major League Baseball First Round Compensation Round pick (Eastern Illinois' Tyler Kehler who was No. 48 overall) and NBA Second Round pick (UT Martin's Lester Hudson) in the same season.

Now in its seventh decade of competition, the OVC has grown significantly from its humble beginnings while increasing the number of athletics opportunities it provides for students. Current league representatives include charter members Eastern Kentucky University, Morehead State University and Murray State University, along with Austin Peay State University, Belmont University, Eastern Illinois University, Jacksonville State University, Southeast Missouri State University, Southern Illinois University Edwardsville, Tennessee State University, Tennessee Technological University and the University of Tennessee at Martin.



BETH DeBAUCHE
Commissioner

BRAD WALKER
Associate
Commissioner/
Operations

SCOTT KRAPE
Assistant
Commissioner/
Championships

KYLE SCHWARTZ
Assistant
Commissioner/
Media Relations

BRIAN PULLEY
Assistant
Commissioner/
External Affairs

STEPHANIE CASTERA
Assistant
Commissioner/
Institutional
Services


HEATHER BROWN
Director/
Media Relations

JON KUKA
Director/
OVC Sport
Properties

BRYCE ROBINSON
Director/
Compliance and
Digital Media

JENNY KULCHAR
Administrative
Assistant

2015 SEASON PREVIEW



SEASON OUTLOOK

Rick Robinson has never had a losing record in 17 years as a collegiate head baseball coach. His first victory in a University of Tennessee at Martin uniform will be the 700th of his illustrious career.

The man who has helped guide 43 players to the professional ranks – including 25 Major League Baseball draft selections – is raring to go as the 2015 season approaches.

Robinson's vision for the Skyhawk baseball program is simple: he wants to propel UT Martin out of the cellar of the Ohio Valley Conference. That quest began shortly after he was introduced as the Skyhawks' 10th head baseball coach in program history on June 3.

"When we finish a weekend series with a team that we've played in the past, I want those coaches and their players to realize that we have been working hard and we have gotten better," Robinson said. "We really hope that people take us lightly and think that it's going to be the same game as past years because it's not. It's not going to be an automatic win for anyone."

Robinson takes over a UT Martin program that has only two OVC tournament appearances on its all-time

resume, although the Skyhawks did notch the program's first OVC tournament victory in 2011. As a team, UT Martin has not posted a winning season since 1992 but the Skyhawks have produced a MLB draft pick in four consecutive years.

Robinson inherited a locker room that featured players that were hungry for success and a willingness to work hard in anticipation of a culture change.

"I think anytime that you come into a new program that traditionally hasn't had a lot of success, you have to set realistic goals around your team development rather than around your team success," Robinson said. "Our most important goal is to be better in May than we are in February."

The Skyhawk lineup will once again be anchored by senior outfielder **Taylor Douglas**. The 5-11 slugger from Holladay, Tenn. carried UT Martin offensively for most of last season, as he led the team in virtually every statistical category. He is expected to play right field while also seeing some time on the mound in 2015.

"Taylor is an All-OVC type of player," Robinson said. "We are going to lead him off rather than have him hitting in the middle of the order. That will give him an opportunity to see some leadoff first-pitch fastballs."

Other returners who are expected to contend for starting roles are **Mikey Nantze** (catcher), **Isaac Carrel** or **Nico Zych** (first base) and **Fletcher Johnson** (centerfield).

Nantze accounted for 26 starts as a junior last season and will be backed up by returners **Luis Paublani** and **Drew Erie**.

"I think Mikey being a senior and having gotten a lot of innings last year, he is one of the guys that's been in the thick of it, been in the battle," Robinson said. "He does a good job leading from behind the plate, being the vocal leader that you need from a catcher. In college baseball, you wind up playing two or three guys at catcher so I expect Luis and Drew to be in the mix as well."

A competitive battle for the starting first base job has rolled over from the fall, with Carrel

and Zych battling for the position. Carrel saw time in 19 games last season while Zych notched 40 starts, although he did not see any playing time at first base.

"The biggest thing Isaac brings is that he's a true first baseman," Robinson said. "He knows how to play the position and he does a good job of turning errors into outs. Nico is such a good athlete and he's such a good baseball player that you have to find a place to play him. Over the years, he has played everywhere and what we are trying to do with him is settle him into one position. We think that's going to help him and help the team."

Johnson found his name in the starting lineup 28 times as a true freshman in 2014 and will look to settle in as the starting centerfielder.


"Fletcher gets good jumps off the ball defensively and has good speed," Robinson said. "Offensively, he's probably going to bat ninth because of his speed. He's good enough to lead off but I always try to put a fast guy in that slot."

The remaining five starting positions will likely go to a core of talented, experienced newcomers. **Nick Pribble** (second base), **Matt Hirsch** (shortstop) and **Mike Murphy** (third base) are the favorites to land starting jobs on the infield while **Andrew Castillo** (left field) and **Austin Taylor** (designated hitter) will look to provide some offensive punch at their respective positions. All five are junior college transfers who were signed shortly after Robinson took over the Skyhawk program last summer.

"Nick is an offensive second baseman that will hit somewhere in the middle of our lineup and he's solid defensively," Robinson said. "Matt has a really good glove. He was hurt the whole fall coming back from shoulder surgery so he didn't get to hit but he put up pretty good numbers in a wooden bat league out west. Mike is a true shortstop that we have moved to third base after the first two weeks of fall. He has good hands and good speed that makes a good baserunner."


Robinson projects both Castillo and Taylor as middle-of-the-lineup type of bats who will be counted on as run producers.

"Of all of the guys we brought from junior college, Andrew put up the best numbers offensively during the fall," Robinson said. "He's one of those guys who will make our offense go. Austin is a good athlete who has



Senior right-handed starting pitcher Alex Martin will look to build off a strong junior season where he led UT Martin in games started (13) and innings pitched (68).

SEASON OUTLOOK



Senior outfielder Taylor Douglas will vie for All-OVC honors in 2015 after leading the Skyhawks in 12 major offensive categories last season.

bigtime power. When he makes contact, the ball jumps off his bat and he could be a huge, huge factor in the OVC."

Jake Deason (42 starts up the middle in 2014) and **Andrew Massey** (14 starts as a freshman last season) are expected to see playing time on the infield while newcomers **Nick Gavello**, **Carson Shrode** and **Blake Williams** are options to contribute in a variety of roles.

"Jake and Andrew will both see a lot of playing time in the infield," Robinson said. "Both of those guys worked really hard this fall. Nick was hurt for most of the fall but he put up good numbers in a good league last year. Carson has battled a lot of illness this fall and is trying to get healthy but he's one of the best athletes on the team. Blake is a high-energy guy that comes to the ballpark every day giving you the best that he's got."

Robinson envisions the Skyhawk pitching staff as one of the team's biggest strengths this spring. Of the 17 pitchers listed on the roster, 11 hurlers are upperclassmen – which should bode well for UT Martin.

Beyond the starting pitcher on any given day, Robinson indicates that any and all options will be available – meaning that all pitchers will have to be on their toes in the

event that their name is called upon in the middle or late innings.

"The key for us this year is how to get the most out of our top four pitchers every series," Robinson said. "For us to be successful, our starting pitcher has to go deep in the game. The ideal situation for us this year is a starter will go out and throw five innings and we run a second guy out there to finish the game. The way that this staff is shaping up, the key for our bullpen will be short stints."

Returners **Carter Smith**, **Jackson Zarubin** and **Alex Martin** are likely to fill out the weekend starting rotation. Smith has posted 48 career appearances in his first three seasons at UT Martin while Martin was arguably the Skyhawks' most reliable starting option last season while tallying 13 starts.

Zarubin made one relief appearance last season before being sidelined with an injury.

"Both Carter and Alex gave you a chance to win last year," Robinson said. "Both are better than last year and hopefully, the supporting cast around them will give them more of an opportunity to record wins. To me, Jackson is a legitimate OVC arm and his stuff is good enough to win at any level. However, Jackson is shut down for the next three weeks due to a muscle strain."

Two other pitchers who are expected to eat up valuable innings in crunch time are newcomer **Patrick Bernard** and returning senior **Dalton Potts**. Bernard went 6-1 with a 2.54 ERA at Tacoma Community College in 2014 while Potts has earned the starting nod in 25 games over the past two seasons.

"Patrick is a strike-thrower with a good changeup that keeps the ball down and gives you a chance to win," Robinson said. "We feel like when Dalton goes on the mound, he's going to be comfortable and is going to have a presence out there of a senior that's going to expect to win."

Robinson also singles out **Cole Schaezner**, **Quinton Stevens** and **Daniel**

Shaw as potential candidates who could see high-leverage situations.

"Cole wasn't very healthy last year in junior college and his biggest thing is consistency," Robinson said. "He has the best breaking ball on the team and there were days this fall when he was as good as anybody on our staff. Quinton has probably the best arm on the team and if he can get the ball in the strike zone consistently, I could see him being effective. He will also miss the first couple of weekends with an elbow issue. Daniel is a lefty who knows how to win and his biggest thing is that he has to keep the ball down and be able to throw effectively against lefties."

Returning upperclassmen **Chris Flores**, **Jacob Gansert** and **Cody Miller** bring Division-I experience to the table, a trait that Robinson values highly.

"That group of returning guys are going to have to get some innings," Robinson said. "We are looking for one or two of those guys to improve to the point to where we have to put them on the field. Chris has stepped it up a notch or two since the fall and I am looking forward to getting him on the field against another team."

Redshirts **Chris Roe**, **Dillon Symon** and **Gary Price** will join freshmen **Matt Poteete** and **Michael Fidler** for a spot as a permanent fixture in the bullpen.

"Chris, Dillon and Gary were basically redshirts who will all be needed at some point this season," Robinson said. "Matt is one of those guys that has won a lot of baseball games and has been on the mound in a lot of big games. We hope that his best comes out once it's time to play. Michael is a big, strong guy that we really expect to see some innings by the middle of the season."

While an OVC championship in 2015 may admittedly be a longshot, Robinson's long-term plans for the program is to shift away from the bottom of the league and consistently give his team a shot at the OVC postseason tournament.

"There's a lot of parity in the middle of our league," Robinson said. "What we are challenged with is getting out of the bottom three teams and trying to push into those upper six teams. Our goal every year is to make the conference tournament because once you make the tournament, anything can happen in a three or four game span. We are going to draw the line and see what happens, nine innings at a time."

OPPONENTS



Texas-Pan American
Games 1-2
Feb. 13-14

Location..... Edinburg, Texas
Conference..... Western Athletic
Stadium (Capacity) Edinburg Baseball Stadium (5,000)
Head Coach Manny Mantrana
Alma Mater..... St. Thomas, 1990
Career Record (Years) 593-407-1 (18)
School Record (Years) 143-197 (6)
2014 Record (Conference) 27-30 (17-10, 2nd)
All-Time Series..... 0-0
Series Streak..... None
UTM vs. UTPA in Edinburg/Martin..... 0-0/0-0



Tennessee Tech
Games 18-20
March 13-15

Location..... Cookeville, Tenn.
Conference..... Ohio Valley
Stadium (Capacity) Bush Stadium (1,100)
Head Coach Matt Bragga
Alma Mater..... Kentucky, 1994
Career Record (Years) 295-306-2 (11)
School Record (Years) Same
2014 Record (Conference) 40-19 (18-12, 2nd)
All-Time Series..... Golden Eagles lead 43-23
Series Streak..... TTU W1
UTM vs. TTU in Cookeville/Martin..... 5-25/18-18



Jackson State
Games 3-4, 17
Feb. 14-15, March 10

Location..... Jackson, Miss.
Conference..... Southwestern Athletic
Stadium (Capacity) Robert "Bob" Braddy Field (800)
Head Coach Omar Johnson
Alma Mater..... North Alabama, 1998
Career Record (Years) 269-173 (8)
School Record (Years) Same
2014 Record (Conference) 32-25 (9-15, 4th Eastern)
All-Time Series..... 0-0
Series Streak..... None
UTM vs. JSU in Jackson/Martin..... 0-0/0-0



Southern Illinois
Games 21, 43
March 17, April 22

Location..... Carbondale, Ill.
Conference..... Missouri Valley
Stadium (Capacity) Richard "Itchy" Jones Stadium (2,000)
Head Coach Ken Henderson
Alma Mater..... Missouri Southern State, 1983
Career Record (Years) 117-134 (4)
School Record (Years) Same
2014 Record (Conference) 26-31 (4-17, 8th)
All-Time Series..... Salukis lead 24-8
Series Streak..... SIU W5
UTM vs. SIU in Carbondale/Martin..... 3-14/5-10



Western Michigan
Games 5-8
Feb. 20-22

Location..... Kalamazoo, Mich.
Conference..... Mid-American
Stadium (Capacity) Robert J. Bobb Stadium (1,500)
Head Coach Billy Gernon
Alma Mater..... Indiana, 1990
Career Record (Years) 249-404-3 (13)
School Record (Years) 92-129 (4)
2014 Record (Conference) 24-31 (11-16, T-3rd West)
All-Time Series..... 0-0
Series Streak..... None
UTM vs. WMU in Kalamazoo/Martin..... 0-0/0-0



Saint Louis
Game 22
March 18

Location..... St. Louis, Mo.
Conference..... Atlantic 10
Stadium (Capacity) Billiken Sports Center (500)
Head Coach Darin Hendrickson
Alma Mater..... SIU Edwardsville, 1992
Career Record (Years) 722-344-1 (19)
School Record (Years) 232-169-1 (7)
2014 Record (Conference) 34-21-1 (18-7-1, 1st)
All-Time Series..... Billikens lead 12-11
Series Streak..... UTM W1
UTM vs. SLU in St. Louis/Martin..... 5-6/6-6



Vanderbilt
Game 9
Feb. 24

Location..... Nashville, Tenn.
Conference..... Southeastern
Stadium (Capacity) Charles Hawkins Field (3,626)
Head Coach Tim Corbin
Alma Mater..... Ohio Wesleyan, 1984
Career Record (Years) 622-388 (17)
School Record (Years) 516-250 (12)
2014 Record (Conference) 51-21 (17-13, 3rd East)
All-Time Series..... Commodores lead 11-1
Series Streak..... VU W10
UTM vs. VU in Nashville/Martin..... 1-11/0-0



Southeast Missouri
Games 23-25
March 20-22

Location..... Cape Girardeau, Mo.
Conference..... Ohio Valley
Stadium (Capacity) Capaha Field (2,000)
Head Coach Steve Bieser
Alma Mater..... Southeast Missouri, 1989
Career Record (Years) 63-53 (2)
School Record (Years) Same
2014 Record (Conference) 37-20 (23-7, 1st)
All-Time Series..... Redhawks lead 67-22-1
Series Streak..... SEMO W8
UTM vs. SEMO in Cape Girardeau/Martin..... 5-33-1/12-24



IPFW
Games 10-13
Feb. 27-March 1

Location..... Fort Wayne, Ind.
Conference..... Summit League
Stadium (Capacity) Mastodon Field (1,000)
Head Coach Bobby Pierce
Alma Mater..... New Mexico State, 2002
Career Record (Years) 159-272 (9)
School Record (Years) 104-218 (6)
2014 Record (Conference) 19-36 (11-13, 4th)
All-Time Series..... Skyhawks lead 8-1
Series Streak..... UTM W6
UTM vs. IPFW in Fort Wayne/Martin..... 0-0/8-1



Christian Brothers
Game 26
March 24

Location..... Memphis, Tenn.
Conference..... Gulf South (NCAA Division-II)
Stadium (Capacity) Buc Field (500)
Head Coach Phil Goodwin
Alma Mater..... UT Martin, 1976
Career Record (Years) 249-512-2 (15)
School Record (Years) Same
2014 Record (Conference) 12-37 (3-27, 11th)
All-Time Series..... Skyhawks lead 19-6
Series Streak..... UTM W8
UTM vs. CBU in Memphis/Martin..... 1-2/7-1



Murray State
Games 14-16, 47
March 6-8, April 28

Location..... Murray, Ky.
Conference..... Ohio Valley
Stadium (Capacity) Reagan Field (800)
Head Coach Kevin Moulder
Alma Mater..... Murray State, 2004
Career Record (Years) 0-0 (1st)
School Record (Years) Same
2014 Record (Conference) 23-29 (14-16, 7th)
All-Time Series..... Racers lead 65-29
Series Streak..... UTM W1
UTM vs. MSU in Murray/Martin..... 14-37/15-28



Belmont
Games 27-29
March 27-29

Location..... Nashville, Tenn.
Conference..... Ohio Valley
Stadium (Capacity) ES Rose Park (1,000)
Head Coach Dave Jarvis
Alma Mater..... Arkansas State, 1982
Career Record (Years) 820-590-2 (26)
School Record (Years) 496-441-2 (17)
2014 Record (Conference) 24-30-1 (13-16-1, 9th)
All-Time Series..... Bruins lead 36-24
Series Streak..... BU W4
UTM vs. BU in Nashville/Martin..... 10-21/14-13

OPPONENTS



Evansville
Games 30, 34
March 31, April 7

Location.....Evansville, Ind.
Conference..... Missouri Valley
Stadium (Capacity)Braun Stadium (1,200)
Head Coach Wes Carroll
Alma Mater..... Evansville, 2001
Career Record (Years) 175-164 (5)
School Record (Years) Same
2014 Record (Conference) 34-21 (15-6, 1st)
All-Time Series..... Purple Aces lead 13-3
Series Streak..... UE W3
UTM vs. UE in Evansville/Martin..... 1-7/2-6



SIUE
Games 44-46
April 24-26

Location.....Edwardsville, Ill.
Conference..... Ohio Valley
Stadium (Capacity) Simmons Baseball Complex (1,000)
Head Coach Tony Stocklin
Alma Mater..... SIUE Edwardsville, 2003
Career Record (Years) 37-68 (2)
School Record (Years) Same
2014 Record (Conference) 21-33 (16-14, T-4th)
All-Time Series..... Cougars lead 12-9
Series Streak..... SIUE W1
UTM vs. SIUE in Edwardsville/Martin..... 2-7/6-4



Eastern Kentucky
Games 31-33
April 2-4

Location.....Richmond, Ky.
Conference..... Ohio Valley
Stadium (Capacity) Turkey Hughes Field (1,200)
Head Coach Jason Stein
Alma Mater..... Eastern Kentucky, 1997
Career Record (Years) 157-172 (6)
School Record (Years) Same
2014 Record (Conference) 24-31 (12-18, 10th)
All-Time Series..... Colonels lead 44-19
Series Streak..... UTM W1
UTM vs. ECU in Richmond/Martin 10-20/8-24



Austin Peay
Games 48-50
May 1-3

Location.....Clarksville, Tenn.
Conference..... Ohio Valley
Stadium (Capacity) Raymond C. Hand Park (777)
Head Coach Gary McClure
Alma Mater..... Austin Peay, 1986
Career Record (Years) 822-724-4 (28)
School Record (Years) Same
2014 Record (Conference) 23-33 (14-16, T-7th)
All-Time Series..... Governors lead 80-28-2
Series Streak..... APSU W2
UTM vs. Clarksville/Martin..... 11-39-1/15-34-1



Bethel
Game 35
April 8

Location.....McKenzie, Tenn.
Conference..... Southern States Athletic (NAIA)
Stadium (Capacity) Wildcat Field (N/A)
Head Coach Rusty Thompson
Alma Mater..... Bethel, N/A
Career Record (Years) 192-137 (7)
School Record (Years) Same
2014 Record (Conference) 24-19 (14-16, T-8th)
All-Time Series..... Skyhawks lead 46-7
Series Streak..... UTM W5
UTM vs. BU in McKenzie/Martin..... 9-2/18-1



Eastern Illinois
Games 51-53
May 8-10

Location.....Charleston, Ill.
Conference..... Ohio Valley
Stadium (Capacity) Coaches Stadium (500)
Head Coach Jim Schmitz
Alma Mater..... Wilmington College, 1979
Career Record (Years) 684-706-1 (27)
School Record (Years) 520-545-1 (20)
2014 Record (Conference) 22-33-1 (15-14-1, 6th)
All-Time Series..... Panthers lead 36-16
Series Streak..... EIU W5
UTM vs. EIU in Charleston/Martin..... 8-18/8-18



Morehead State
Games 36-38
April 10-12

Location.....Morehead, Ky.
Conference..... Ohio Valley
Stadium (Capacity) Allen Field (1,000)
Head Coach Mike McGuire
Alma Mater..... South Carolina, 1992
Career Record (Years) 187-157 (6)
School Record (Years) 45-68 (2)
2014 Record (Conference) 29-28 (16-14, T-4th)
All-Time Series..... Eagles lead 52-15
Series Streak..... MSU W9
UTM vs. MSU in Morehead/Martin 6-22/9-27



Memphis
Game 54
May 12

Location.....Memphis, Tenn.
Conference..... American
Stadium (Capacity) FedEx Park (2,000)
Head Coach Daron Schoenrock
Alma Mater..... Tennessee Tech, 1984
Career Record (Years) 298-355 (12)
School Record (Years) 273-303 (10)
2014 Record (Conference) 30-29 (8-16, 8th)
All-Time Series..... Tigers lead 30-6
Series Streak..... UM W4
UTM vs. UM in Memphis/Martin 3-16/3-9



Ole Miss
Game 39
April 15

Location.....Oxford, Miss.
Conference..... Southeastern
Stadium (Capacity) Oxford-University Stadium (10,323)
Head Coach Mike Bianco
Alma Mater..... LSU, 1989
Career Record (Years) 657-394-1 (17)
School Record (Years) 557-323-1 (14)
2014 Record (Conference) 48-21 (19-11, 1st Western)
All-Time Series..... Rebels lead 15-1
Series Streak..... UM W7
UTM vs. UM in Oxford/Martin..... 1-14/0-0



Jacksonville State
Games 55-57
May 14-16

Location.....Jacksonville, Ala.
Conference..... Ohio Valley
Stadium (Capacity) Rudy Abbott Field (1,500)
Head Coach Jim Case
Alma Mater..... Louisiana Tech, 1983
Career Record (Years) 421-351 (13)
School Record (Years) Same
2014 Record (Conference) 36-27 (18-12, 3rd)
All-Time Series..... Gamecocks lead 56-16
Series Streak..... JSU W5
UTM vs. JSU in Jacksonville/Martin..... 6-20/4-17



Missouri State
Games 40-42
April 17-19

Location.....Springfield, Mo.
Conference..... Missouri Valley
Stadium (Capacity) Hammons Field (8,000)
Head Coach Keith Guttin
Alma Mater..... Missouri-St. Louis, 1978
Career Record (Years) 1089-706 (32)
School Record (Years) Same
2014 Record (Conference) 26-31 (9-12, 6th)
All-Time Series..... Bears lead 6-2
Series Streak..... MSU W1
UTM vs. MSU in Springfield/Martin 1-2/1-4



OVC Tournament
TBA
May 20-24

Tournament Location.....Jackson, Tenn.
Stadium (Capacity) The Ballpark at Jackson (6,000)
Affiliation..... Jackson Generals (Seattle Mariners AA)

OVC Commissioner..... Beth DeBauche
OVC Baseball SID Kyle Schwartz
SID Phone..... (615) 690-6685
SID Email..... kschwartz@ovc.org

UTM All-Time in OVC Tournament 1-4
UTM Appearances (Last Appearance)..... 2 (2011)

ALL-TIME SERIES

All-Time Record vs. Opponents

Air Force	1-0	Mississippi State	0-8
Arkansas	0-1	Mississippi Valley State	7-0
Arkansas-Little Rock	8-25	Missouri	0-1
Arkansas State	15-31-1	Missouri State	2-6
Augusta College	8-2	Missouri-St. Louis	2-0
Austin Peay	28-80-2	Mississippi Industrial	2-0
Bellarmino	2-0	Monmouth	1-1
Belmont	24-36	Morehead State	15-52
Berea College	1-0	Murray State	29-65
Bethel	46-7	NJIT	0-1
Birmingham-Southern	0-4	Nicholls State	0-1
Bradley	5-7	North Alabama	30-40-2
Bryant	1-0	North Dakota State	1-1
Butler	2-1	North Park	1-0
Carroll College	28-3	Northern Illinois	1-4
Carson-Newman	2-0	Northern Iowa	4-5
Central Arkansas	1-4	Northern Kentucky	0-1
Chicago State	4-2-1	Northwestern State	0-3
Christian Brothers	19-6	Notre Dame	1-1
Cleveland State	3-0	Oakland City (Ind.)	15-0
Connecticut	0-1	Ole Miss	1-15
Creighton	0-3	Otterbein	0-1
Dayton	1-2	Parsons College	1-1
Delta State	7-26	Purdue	1-3
Eastern Illinois	16-36	Quincy College	7-2
Eastern Kentucky	19-44	Rhode Island	2-0
Eastern Michigan	1-2	Rhodes College	9-2
Evansville	3-13	Rockford College	6-0
Florida State	0-2	Rust College	29-2
Freed-Hardeman	16-2	Saint Louis	11-12
George Washington	0-1	Samford	8-20
Georgia Southern	0-3	South Alabama	0-3
Georgia State	1-0	South Dakota State	2-3
Grand Valley State	3-0	Southeast Missouri	22-67-1
Harding University	1-0	Southern Illinois	8-24
Houston Baptist	1-0	SIU Edwardsville	9-12
Illinois	0-1	Southern Indiana	5-5
Illinois-Chicago	1-3	Southern Miss	2-1
Illinois State	0-1	Southeastern Louisiana	2-10
Indiana State	3-9	Southeastern Massachusetts	1-0
IPFW	8-1	St. Procopius College	2-0
IUPUI	8-1	Stephen F. Austin	0-3
Iowa	0-1	Tennessee	0-6
Jacksonville State	16-56	Tennessee State	17-10
Kentucky	0-5	Tennessee Tech	23-43
Kentucky Wesleyan	21-3-1	Trevecca	5-0
King College	1-1	Troy State	11-16
Lakeland	4-0	Tulane	0-3
Lambuth	34-17	UAB	0-10
Lane	32-2	Union	26-23-2
Lawrence University	39-2	USC Upstate	0-1
Lemoyne-Owen	25-6	Valdosta State	0-2
Lincoln Memorial	4-0	Vanderbilt	1-11
Lipscomb	8-18	Viterbo (Wis.)	3-2
Livingston	13-31-1	Wake Forest	0-1
Louisiana-Monroe	1-5	Washington Univ. (Mo.)	1-0
Louisiana Tech	0-3	West Georgia	1-0
Louisville	1-0	Western Illinois	6-2
Lyon College	1-0	Western Kentucky	0-6
Martin Methodist	3-2	Wisconsin-Kenosha	4-0
Maryland-Baltimore County	1-0	Wisconsin-La Crosse	7-5
McKendree	2-0	Wisconsin-Milwaukee	2-0
Memphis	6-30	Wisconsin-Platteville	2-0
Mid-Continent	1-0	Wisconsin-Superior	1-1
Middle Tennessee	6-20	Wooster College	3-0
Millikin University	2-1	Wright State	3-0
Mississippi College	7-6-1		

Austin Peay

Austin Peay leads 80-28-2

Home: 15-34-1

Away: 11-39-1

Date	H/A/N	Result
1960	N/A	L, 12-9
1960	N/A	L, 10-5
1961	N/A	L, 13-5
1961	N/A	L, 7-4
4/14/62	A	L, 6-2
5/9/62	H	W, 6-2
5/4/63	A	L, 5-2
5/4/63	A	W, 6-5
4/26/65	A	L, 7-0
5/8/65	H	W, 13-6
4/5/67	A	W, 9-8
1967	H	L, 4-2
1968	N/A	W, 5-3
1968	N/A	W, 5-4
1969	N/A	L, 8-6
1969	N/A	L, 17-5
4/11/70	H	L, 2-1
4/11/70	H	L, 3-0
5/9/70	A	W, 8-4
5/9/70	A	W, 8-3
4/27/77	A	L, 6-1
4/7/80	H	L, 10-5
4/7/81	H	W, 8-3
4/14/81	A	L, 9-7
4/27/82	H	W, 2-1
4/27/82	H	L, 4-1
4/26/83	A	L, 5-4
4/26/83	A	L, 6-1
3/9/85	H	W, 7-1
3/9/85	H	W, 3-1
3/1/86	A	T, 9-9
4/6/86	H	W, 9-5
4/1/87	H	L, 7-6
4/22/87	A	W, 6-3
3/23/88	A	L, 11-10
4/27/88	H	L, 5-4
4/26/89	H	L, 9-2
4/26/89	H	L, 11-2
4/19/90	A	L, 11-7
4/19/90	A	L, 11-1
4/25/91	H	W, 15-9
3/17/92	H	W, 11-3
4/15/92	A	W, 8-2
3/20/93	A	L, 13-3
3/20/93	A	L, 7-3
3/21/93	A	L, 8-1
4/20/93	A	L, 9-4
5/7/94	H	W, 2-1
5/8/94	H	L, 5-3
5/8/94	H	W, 3-2
4/29/95	A	L, 6-4

4/29/95	A	W, 8-6(10)
4/30/95	A	L, 3-2
4/13/96	H	L, 4-0
4/13/96	H	W, 1-0
4/14/96	H	L, 8-1
5/3/96*	A	L, 16-1
5/10/97	A	L, 2-1
5/10/97	A	L, 10-1
5/11/97	A	L, 14-2
5/2/98	H	L, 12-0
5/2/98	H	W, 8-4
5/3/98	H	L, 8-3
5/1/99	A	L, 11-3
5/1/99	A	L, 2-1
5/2/99	A	W, 8-6
4/21/00	H	L, 13-3
4/21/00	H	L, 6-2
4/22/00	H	L, 7-3
3/17/01	H	L, 1-0
3/17/01	H	L, 9-4
3/18/01	H	L, 8-6
5/18/02	A	L, 4-1
5/18/02	A	L, 2-1
5/19/02	A	W, 7-5(11)
4/5/03	H	L, 11-3
4/5/03	H	T, 10-10
4/24/04	A	L, 23-2
4/24/04	A	L, 13-4
4/25/04	A	L, 13-1
4/23/05	H	L, 14-3
4/23/05	H	L, 2-0
4/24/05	H	L, 6-1
4/29/06	A	L, 7-1
4/29/06	A	L, 7-4
4/30/06	A	L, 4-3
4/28/07	H	L, 4-0
4/28/07	H	L, 15-3
4/29/07	H	L, 4-2
5/3/08	A	L, 13-3
5/4/08	A	W, 4-2
5/4/08	A	L, 12-3
5/2/09	H	L, 6-3
5/2/09	H	L, 8-6
5/3/09	H	W, 6-1
5/21/10	A	L, 9-7
5/22/10	A	L, 9-3
5/22/10	A	L, 11-9
5/20/11	H	L, 11-6
5/20/11	H	L, 14-3
5/21/11	H	W, 6-7
3/30/12	A	L, 10-2
3/31/12	A	L, 4-0
4/1/12	A	L, 12-8
5/10/13	H	L, 9-5
5/11/13	H	L, 5-1
5/12/13	H	L, 8-0

ALL-TIME VS. OVC

5/10/14 A W, 6-3(12)
 5/11/14 A L, 10-2
 5/12/14 A L, 13-12

Belmont

Belmont leads 36-24

Home: 14-13

Away: 10-21

Date	H/A/N	Result
1957	N/A	L, 22-3
1957	N/A	L, 11-7
4/23/62	A	L, 11-2
4/22/63	H	L, 6-2
5/7/63	A	W, 5-4
4/16/68	H	W, 11-6
1969	A	W, 3-2
5/9/69	A	L, 6-1
4/18/70	H	W, 9-7
5/12/70	A	L, 6-5
4/13/71	H	W, 8-5
5/4/71	A	W, 5-2
3/4/98	A	L, 7-2
3/4/98	A	W, 7-4
4/15/98	H	L, 14-1
4/15/98	H	W, 4-0
2/28/99	H	W, 13-6
2/28/99	H	W, 13-6
3/20/99	A	L, 2-0
3/20/99	A	W, 7-6
3/8/00	A	L, 8-1
3/8/00	A	L, 3-1
3/21/00	H	W, 3-2
3/21/00	H	W, 9-4
3/6/01	A	L, 5-2
3/6/01	A	L, 7-2
5/5/01	H	L, 17-7
5/5/01	H	L, 5-4
5/14/02	H	L, 8-0
5/14/02	H	W, 2-1
4/29/03	A	L, 8-4
4/29/03	A	L, 7-1
2/25/04	H	L, 16-12
3/2/04	A	W, 5-3
4/27/05	H	L, 3-2
5/3/05	A	L, 5-2
5/3/05	A	W, 10-8
3/14/06	A	W, 4-3
5/2/06	H	W, 4-1
4/24/07	H	W, 11-8
5/1/07	A	W, 3-1
4/29/08	H	W, 6-5
4/29/08	H	L, 14-5
5/13/08	A	L, 12-5
4/7/09	H	L, 6-4
5/13/09	A	L, 12-6
5/13/09	A	L, 8-4

5/12/10 H L, 16-6
 5/18/10 A W, 16-9
 4/6/11 H W, 9-8
 5/11/10 A L, 42-3
 5/11/10 A L, 14-5
 4/24/12 A L, 6-3
 5/9/12 H L, 5-0
 4/5/13 H L, 4-0
 4/6/13 H W, 9-8
 4/7/13 H L, 11-2
 4/4/14 A L, 5-1
 4/5/14 A L, 3-1
 4/6/14 A L, 6-3

Eastern Illinois

Eastern Illinois leads 36-16

Home: 8-18

Away: 8-18

Date	H/A/N	Result
3/15/97	A	W, 6-2
3/16/97	A	L, 11-8
3/16/97	A	L, 5-3
3/7/98	H	L, 16-2
3/7/98	H	L, 4-2
3/8/98	H	W, 14-13
5/8/99	A	L, 13-6
5/8/99	A	L, 4-3
5/9/99	A	L, 11-5
4/29/00	H	L, 5-2
4/29/00	H	L, 11-4
4/30/00	H	L, 10-9
3/31/01	H	L, 13-6
3/31/01	H	L, 10-3
4/1/01	H	L, 16-2
3/30/02	A	L, 10-1
3/30/02	A	W, 4-2
5/16/03	H	L, 19-14
5/16/03	H	W, 11-2
5/17/03	H	L, 13-8
3/27/04	A	W, 8-3
3/27/04	A	L, 5-1
3/28/04	A	W, 8-4
3/25/05	H	W, 16-4
3/25/05	H	L, 3-1
3/26/05	H	L, 7-2
4/1/06	A	L, 6-1
4/1/06	A	L, 5-4
4/2/06	A	W, 8-5
3/31/07	H	W, 8-7
4/1/07	H	L, 8-5
4/1/07	H	L, 8-7
4/5/08	A	L, 6-4
4/5/08	A	L, 8-6
4/6/08	A	L, 13-2
4/10/09	H	L, 10-3
4/10/09	H	W, 13-3

4/11/09 H W, 30-3
 5/1/10 A L, 7-3
 5/1/10 A W, 2-1
 5/2/10 A L, 5-2
 4/30/11 H W, 6-4
 4/30/11 H W, 5-4
 5/11/12 A W, 5-4
 5/12/12 A L, 6-2
 5/13/12 A L, 13-4
 5/16/13 A W, 4-3
 5/17/13 A L, 9-0
 5/18/13 A L, 5-3
 5/15/14 H L, 3-1
 5/16/14 H L, 7-3
 5/17/14 H L, 5-1

Eastern Kentucky

Eastern Kentucky leads 44-19

Home: 8-24

Away: 10-20

Neutral: 1-0

Date	H/A/N	Result
4/24/93	A	L, 7-6
4/24/93	A	L, 9-3
4/25/93	A	W, 7-4
3/26/94	H	L, 4-0
3/26/94	H	L, 13-5
5/6/95	A	L, 3-2
5/6/95	A	L, 3-1
5/6/95	A	L, 5-2
4/20/96	H	W, 5-3
4/20/96	H	L, 5-4
4/21/96	H	L, 5-4
4/12/97	A	L, 9-4
4/12/97	A	L, 10-7
4/12/97	A	W, 7-4
4/4/98	H	W, 7-4
4/4/98	H	L, 9-4
4/4/98	H	L, 10-7
4/2/99	A	L, 2-1
4/2/99	A	L, 3-1
4/3/99	A	L, 4-3
3/25/00	H	L, 7-3
3/25/00	H	L, 3-1
3/26/00	H	L, 8-4
4/28/01	H	L, 13-7
4/28/01	H	L, 4-2
4/29/01	H	W, 9-5
4/28/02	A	L, 14-1
4/28/02	A	L, 9-7
4/18/03	A	W, 7-2
4/18/03	A	L, 7-5
4/19/03	A	L, 18-8
4/3/04	H	W, 4-3
4/3/04	H	L, 6-1
4/3/04	H	L, 20-4

ALL-TIME VS. OVC

4/3/05	A	L, 11-2
4/3/05	A	W, 6-5
4/8/06	H	L, 4-2
4/8/06	H	L, 6-1
4/9/06	H	L, 11-3
4/6/07	A	L, 13-8
4/6/07	A	W, 6-1
4/12/08	H	L, 6-3
4/12/08	H	L, 6-0
4/13/08	H	W, 6-3
4/4/09	A	L, 12-7
4/4/09	A	L, 4-2
4/5/09	A	W, 10-9
4/24/10	H	W, 18-9
4/25/10	H	L, 7-3
4/25/10	H	L, 7-4
4/22/11	A	W, 11-2
4/22/11	A	W, 5-3
4/23/11	A	W, 4-2
5/26/11*	N	W, 6-2
5/4/12	H	W, 11-7
5/5/12	H	L, 16-3
5/6/12	H	L, 8-7
4/12/13	A	L, 30-4
4/13/13	A	L, 7-3
4/14/13	A	W, 5-1
4/11/14	H	L, 9-1
4/12/14	H	L, 18-13
4/13/14	H	W, 9-4

Jacksonville State

Jacksonville State leads 56-16

Home: 4-17

Away: 6-20

Neutral: 0-1

Date	H/A/N	Result
1972	N/A	L, 4-1
1973	N/A	L, 3-2
1973	N/A	W, 7-5
1973	N/A	L, 7-0
1973	N/A	L, 8-4
1974	N/A	L, 1-0
1974	N/A	L, 6-4
1974	N/A	L, 7-0
1974	N/A	W, 4-2
1975	N/A	L, 5-0
1975	N/A	L, 4-2
1975	N/A	L, 5-3
1975	N/A	W, 7-3
1976	N/A	W, 6-5
1976	N/A	L, 13-5
1976	N/A	L, 6-5
1976	N/A	L, 6-3
1977	N/A	L, 9-5
1977	N/A	W, 9-7
1978	N/A	L, 5-4

1978	N/A	W, 10-2
1978	N/A	L, 6-3
1978	N/A	L, 9-3
1981	N/A	L, 8-5
1983	A	L, 3-0
1983	A	L, 4-0
4/26/84*	H	L, 1-0
4/24/86*	A	L, 7-2
2/24/96	A	L, 8-6
2/24/96	A	L, 5-2
2/25/96	A	L, 6-2
2/22/97	H	L, 5-1
2/23/97	H	L, 10-2
3/12/97	A	L, 13-4
3/18/98	A	L, 13-2
3/19/98	A	L, 4-2
2/12/00	A	L, 15-8
2/13/00	A	L, 9-3
5/8/04	H	L, 13-4
5/8/04	H	L, 10-8
5/9/04	H	W, 21-16
5/7/05	A	L, 8-0
5/7/05	A	L, 6-4
5/8/05	A	W, 4-3
5/13/06	H	L, 7-0
5/13/06	H	L, 4-2
5/14/06	H	L, 12-1
5/12/07	A	L, 13-2
5/12/07	A	W, 4-3
5/13/07	A	L, 3-1
5/16/08	H	L, 10-7
5/16/08	H	L, 5-0
5/17/08	H	L, 15-8
5/15/09	A	W, 11-7
5/15/09	A	W, 17-2
5/16/09	A	W, 3-2
3/27/10	H	W, 9-7
3/27/10	H	L, 11-9
3/28/10	H	L, 11-6
3/26/11	A	W, 9-3
3/26/11	A	L, 7-4
3/27/11	A	L, 13-12
5/25/11*	N	L, 9-8
4/13/12	H	L, 13-10
4/14/12	H	W, 7-4
4/15/12	H	L, 8-6
3/8/13	H	W, 5-3
3/9/13	H	L, 10-5
3/9/13	H	L, 20-2
3/7/14	A	L, 10-5
3/8/14	A	L, 6-2
3/9/14	A	L, 6-4

Morehead State

Morehead State leads 52-15

Home: 9-27

Away: 6-22

Neutral: 0-1

Date	H/A/N	Result
4/3/93	H	L, 4-3
4/3/93	H	L, 2-1
4/4/93	H	L, 5-2
4/9/94	A	L, 7-6
4/9/94	A	L, 7-3
4/10/94	A	L, 7-2
4/1/95	H	L, 10-7
4/1/95	H	L, 10-3
4/2/95	H	L, 6-2
3/16/96	A	L, 3-2
3/16/96	A	L, 8-2
3/17/96	A	L, 12-2
5/4/96*	N	L, 6-4
3/22/97	H	L, 3-0
3/22/97	H	L, 4-2
3/23/97	H	W, 4-3
3/14/98	H	L, 4-1
3/14/98	H	W, 17-0
3/15/98	H	L, 11-8
5/15/99	H	L, 11-1
5/15/99	H	L, 9-2
5/16/99	H	L, 4-3
5/6/00	A	W, 11-3
5/6/00	A	L, 9-1
5/7/00	A	L, 19-10
4/7/01	A	L, 16-3
4/7/01	A	W, 20-19
4/8/01	A	L, 14-7
4/6/02	H	L, 6-4
4/6/02	H	L, 20-6
4/7/02	H	L, 16-8
4/26/03	H	W, 8-3
4/26/03	H	W, 11-5
4/27/03	H	L, 15-9
4/9/04	A	L, 13-12
4/9/04	A	L, 11-6
4/10/04	A	L, 22-5
4/9/05	H	L, 8-3
4/9/05	H	L, 5-3
4/10/05	H	L, 18-11
4/14/06	A	L, 10-7
4/14/06	A	L, 2-0
4/15/06	A	W, 23-7
4/14/07	H	W, 7-6(10)
4/15/07	H	L, 8-0
4/15/07	H	W, 5-4(8)
4/19/08	A	L, 16-8
4/19/08	A	W, 16-12
4/20/08	A	L, 13-8
4/18/09	H	L, 16-2

ALL-TIME VS. OVC

4/18/09 H W, 6-5
 4/19/09 H L, 17-10
 5/8/10 A W, 10-9
 5/8/10 A W, 17-8
 5/9/10 A L, 10-9
 5/7/11 H L, 10-9
 5/7/11 H W, 7-6 (8)
 5/8/11 H W, 9-8
 5/17/12 A L, 8-2
 5/18/12 A L, 8-5
 5/19/12 A L, 8-5
 4/19/13 H L, 3-1
 4/20/13 H L, 7-3
 4/21/13 H L, 11-6
 4/17/14 A L, 6-3
 4/18/14 A L, 14-6
 4/19/14 A L, 6-4

Murray State

Murray State leads 65-29

Home: 15-28

Away: 14-37

Date	H/A/N	Result
4/13/81	H	W, 6-3
3/9/82	A	L, 15-3
4/4/82	A	L, 10-3
3/8/83	A	L, 9-4
4/16/85	H	L, 14-9
3/31/86	A	L, 18-8
3/4/87	H	L, 3-1
4/7/88	H	W, 5-3
4/25/89	A	W, 18-8
4/5/90	H	L, 7-4
4/17/91	H	W, 6-5
3/3/92	A	L, 9-1
4/14/92	H	W, 6-5
4/6/93	H	L, 7-2
5/8/93	H	L, 8-4
5/8/93	H	W, 3-2
5/9/93	H	W, 8-2
3/5/94	A	L, 5-2
3/6/94	A	W, 5-3
4/30/94	A	L, 8-3
5/1/94	A	W, 10-4
5/1/94	A	L, 7-0
5/4/94	H	L, 15-3
2/21/95	H	W, 11-4
3/19/95	A	W, 9-6
4/22/95	H	L, 7-2
4/22/95	H	L, 8-2
2/21/96	H	W, 9-0
4/5/96	A	L, 10-1
4/5/96	A	W, 2-0
4/6/96	A	L, 6-2
4/11/99	A	W, 11-7
2/18/97	H	L, 17-5

3/8/97 A L, 7-0
 3/8/97 A W, 10-1
 4/26/97 H L, 5-4
 4/26/97 H W, 13-6
 4/27/97 H L, 7-4
 2/18/98 A W, 16-7
 2/18/98 A L, 4-2
 4/18/98 A W, 5-2
 4/19/98 A L, 5-0
 4/19/98 A L, 9-2
 2/24/99 H L, 8-5
 2/24/99 H L, 7-3
 4/17/99 H L, 3-2
 4/17/99 H L, 4-3
 4/18/99 H L, 5-1
 4/28/99 A W, 10-9
 4/8/00 A L, 9-5
 4/8/00 A L, 8-3
 4/9/00 A L, 7-6
 4/21/01 A L, 14-6
 4/21/01 A L, 5-2
 4/22/01 A L, 8-6
 4/20/02 H L, 12-10
 4/20/02 H L, 10-7
 4/21/02 H L, 7-5
 5/10/03 A L, 12-8
 5/10/03 A W, 9-3
 5/11/03 A W, 11-6
 5/1/04 A L, 9-5
 5/2/04 A L, 5-4
 5/2/04 A L, 4-3
 4/30/05 H L, 4-3
 5/1/05 H L, 6-2
 5/1/05 H W, 4-2
 5/6/06 A L, 6-4
 5/6/06 A L, 7-2
 5/7/06 A W, 9-4
 5/5/07 H L, 10-6
 5/5/07 H W, 10-9
 5/6/07 H W, 8-5
 5/10/08 A L, 5-1
 5/10/08 A L, 5-1
 5/11/08 A L, 13-4
 5/9/09 H L, 12-0
 5/9/09 H W, 3-2
 5/10/09 H L, 13-4
 4/2/10 A L, 20-2
 4/2/10 A L, 13-5
 4/3/10 A L, 7-5
 4/2/11 H L, 6-3
 4/2/11 H L, 12-4
 4/3/11 H W, 14-13
 4/6/12 A L, 4-2
 4/6/12 A W, 4-3
 4/7/12 A L, 7-0
 3/15/13 A L, 5-4

3/16/13 A L, 15-13
 3/17/13 A L, 11-7
 3/14/14 H L, 10-2
 3/15/14 H L, 7-2
 3/15/14 H W, 6-5

Southeast Missouri

Southeast Missouri leads 67-22-1

Home: 12-24

Away: 5-33-1

Neutral: 0-1

Date	H/A/N	Result
1964	N/A	L, 7-4
1965	N/A	W, 3-2
1967	N/A	L, 9-1
1968	N/A	W, 3-2
1969	N/A	L, 3-2
1969	N/A	W, 12-3
1975	N/A	L, 8-7
1975	N/A	L, 9-3
1976	N/A	L, 6-0
1976	N/A	W, 3-0
1977	N/A	L, 4-3
1977	N/A	L, 9-2
1981	N/A	W, 5-3
1981	N/A	L, 6-4
1983	H	W, 5-1
1983	H	L, 16-5
4/6/84	A	L, 8-7
4/6/84	A	L, 10-1
4/10/85	H	L, 7-0
4/10/85	H	L, 10-2
2/26/92	A	W, 9-7
4/1/92	H	W, 5-4
3/30/93	H	W, 5-1
4/27/93	A	L, 12-5
4/16/94	A	W, 3-1
4/16/94	A	L, 5-3
4/17/94	A	L, 10-5
4/8/95	H	L, 9-4
4/8/95	H	L, 14-12
4/9/95	H	L, 15-8
3/23/96	A	L, 7-5
3/23/96	A	W, 4-2
3/24/96	A	T, 5-5
5/3/97	A	W, 6-0
5/3/97	A	W, 8-7
5/4/97	A	L, 5-4
4/25/98	H	L, 4-3
4/25/98	H	L, 13-0
4/26/98	H	L, 11-7
3/12/99	H	L, 12-7
3/12/99	H	W, 7-6
4/24/99	A	L, 11-2
4/24/99	A	L, 6-0
4/25/99	A	L, 11-2

ALL-TIME VS. OVC

3/12/00	A	L, 13-4
3/12/00	A	L, 6-0
4/15/00	A	L, 8-7
4/15/00	A	L, 8-5
4/16/00	A	L, 16-0
4/13/01	H	L, 7-0
4/13/01	H	L, 18-9
4/14/01	H	W, 8-6
4/13/02	A	L, 12-8
4/13/02	A	L, 16-3
4/14/02	A	L, 12-2
5/3/03	H	L, 9-1
5/3/03	H	L, 14-2
5/4/03	H	L, 20-5
5/21/04	H	L, 12-4
5/21/04	H	L, 9-2
5/21/04	H	W, 17-16
5/20/05	A	L, 4-2
5/20/05	A	L, 6-4
5/21/05	A	L, 4-3
3/25/06	H	W, 2-1
3/25/06	H	W, 3-2
3/26/06	H	W, 1-0
3/24/07	A	L, 7-5
3/24/07	A	L, 7-6
3/25/07	A	L, 18-8
3/29/08	H	L, 19-6
3/28/09	A	L, 6-5(10)
3/28/09	A	L, 9-7
3/29/09	A	L, 12-8
4/17/10	H	W, 6-3
4/17/10	H	W, 12-4
4/18/10	H	L, 15-1
4/16/11	A	L, 8-2
4/16/11	A	L, 8-2
4/17/11	A	L, 8-4
5/27/11*	N	L, 12-7
4/27/12	H	W, 5-4
4/28/12	H	L, 13-1
4/29/12	H	L, 14-2
3/28/13	A	L, 8-5
3/29/13	A	L, 9-6
3/30/13	A	L, 7-2
3/28/14	H	L, 13-0
3/29/14	H	L, 9-3
3/30/14	H	L, 11-1

SIU Edwardsville

SIU Edwardsville leads 12-9

Home: 6-4

Away: 2-7

Date H/A/N Result

1972	N/A	L, 12-4
1972	N/A	W, 5-2
4/4/92	H	W, 2-1
4/4/92	H	W, 6-2

3/21/09	H	L, 9-7
3/22/09	H	W, 12-5
4/10/10	A	W, 7-4
4/10/10	A	L, 6-3
4/11/10	A	W, 11-7
4/9/11	H	L, 13-2
4/9/11	H	W, 7-6
4/10/11	H	W, 20-14
4/20/12	A	L, 3-2(11)
4/21/12	A	L, 10-2
4/22/12	A	L, 12-5
5/4/13	A	L, 10-1
5/5/13	A	L, 5-3
5/6/13	A	L, 3-2(10)
5/2/14	H	L, 14-7
5/3/14	H	W, 3-2
5/4/14	H	L, 13-8

Tennessee Tech

Tennessee Tech leads 43-23

Home: 18-18

Away: 5-25

Date H/A/N Result

5/1/93	H	W, 4-2
5/1/93	H	L, 4-2
5/2/93	H	L, 7-6
4/1/94	H	W, 11-5
4/1/94	H	W, 14-2
4/2/94	H	W, 7-6
3/25/95	A	L, 6-3
3/25/95	A	W, 7-3
3/26/95	A	L, 11-3
4/27/96	H	L, 9-4
4/27/96	H	L, 7-2
4/28/96	H	L, 12-10
4/19/97	H	L, 10-0
4/19/97	H	L, 7-4
4/20/97	H	W, 13-7
4/10/98	A	L, 12-5
4/10/98	A	L, 11-1
4/11/98	A	L, 4-3
4/10/99	H	W, 2-1
4/10/99	H	W, 2-0
4/11/99	H	L, 4-3
5/9/00	A	W, 6-5
5/9/00	A	L, 8-6
5/10/00	A	L, 13-3
3/24/01	A	L, 6-1
3/24/01	A	L, 8-2
3/25/01	A	L, 6-1
3/23/02	H	W, 10-0
3/23/02	H	L, 13-0
3/24/02	H	W, 13-8
4/12/03	A	L, 3-1
4/12/03	A	L, 7-1
4/13/03	A	L, 5-4

4/17/04	H	W, 20-11
4/17/04	H	W, 5-4
4/18/04	H	L, 12-8
4/16/05	A	L, 5-2
4/16/05	A	W, 3-2
4/17/05	A	L, 8-0
4/22/06	H	W, 5-1
4/22/06	H	L, 7-5
4/23/06	H	W, 6-5
4/20/07	A	L, 8-5
4/21/07	A	L, 7-3
4/22/07	A	L, 9-5
4/26/08	H	W, 5-4
4/26/08	H	W, 5-0
4/27/08	H	L, 8-1
4/25/09	A	W, 21-5
4/25/09	A	L, 1-0
4/26/09	A	L, 12-6
5/15/10	H	L, 9-7(13)
5/15/10	H	L, 6-2
5/16/10	H	W, 12-9
5/14/11	A	L, 11-5
5/14/11	A	L, 8-7(12)
5/15/11	A	L, 8-7(11)
3/23/12	H	W, 6-5
3/24/12	H	L, 11-1
3/25/12	H	W, 13-6
3/22/13	H	L, 3-1
3/23/13	H	L, 13-8
3/24/13	H	L, 8-5
3/21/14	A	L, 14-5
3/22/14	A	W, 7-5
3/23/14	A	L, 2-0

OVC Tournament

Overall: 1-4

Away: 0-1

Neutral: 1-3

Date Opp. Result

5/3/96	@APSU	L, 16-1
5/4/96	%MORE	L, 6-4
5/25/11	^JSU	L, 9-8
5/26/11	^EKU	W, 6-2
5/27/11	^SEMO	L, 12-7

%Game played in Clarksville, Tenn.

^ Game played in Jackson, Tenn.

*OVC Tournament Game

OVC SCHEDULE

Friday, February 13

Eastern Illinois vs. Northwestern State, 1:00 p.m. (Troy, Ala.)
SIUE vs. Notre Dame, 1:00 p.m. (Norman, Okla.)
Eastern Kentucky at East Tennessee State, 2:00 p.m.
Niagara at **Austin Peay**, 3:00 p.m.
Youngstown State at **Jacksonville State**, 3:00 p.m.
Longwood at **Tennessee Tech**, 3:00 p.m.
Bowling Green at **Southeast Missouri**, 3:00 p.m.
Wright State at **Belmont**, 4:00 p.m.
Murray State at Southern Miss, 4:00 p.m.
UT Martin vs. Texas-Pan American, 6:00 p.m. (Jackson, Miss.)
Morehead State at San Diego, 8:00 p.m.

Saturday, February 14

South Dakota at **Austin Peay**, 11:00 a.m.
UT Martin vs. Texas-Pan American, 12:00 p.m. (Jackson, Miss.)
Eastern Illinois at Troy, 1:00 p.m.
Youngstown State at **Jacksonville State**, 1:00 p.m.
SIUE at Oklahoma, 1:00 p.m.
Eastern Kentucky at East Tennessee State, 2:00 p.m.
Toledo at **Belmont**, 2:00 p.m.
Murray State at Southern Miss, 2:00 p.m.
Longwood at **Tennessee Tech**, 2:00 p.m.
Bowling Green at **Southeast Missouri**, 2:00 p.m.
UT Martin at Jackson State, 3:00 p.m.
Morehead State at San Diego (2), 4:00 p.m.
Northern Illinois at **Austin Peay**, 6:00 p.m.

Sunday, February 15

Eastern Illinois vs. Northwestern State, 10:00 a.m.
Eastern Kentucky at East Tennessee State, 12:00 p.m.
Youngstown State at **Jacksonville State**, 1:00 p.m.
Murray State at Southern Miss, 1:00 p.m.
Longwood at **Tennessee Tech**, 1:00 p.m.
UT Martin at Jackson State, 1:00 p.m.
Bowling Green at **Southeast Missouri**, 1:00 p.m.
Wright State at **Belmont**, 1:30 p.m.
Eastern Illinois at Troy, 2:00 p.m.
Northern Illinois at **Austin Peay**, 2:30 p.m.
Morehead State at San Diego, 3:00 p.m.
SIUE at Oklahoma, 4:00 p.m.

Tuesday, February 17

Harris-Stowe at **Murray State**, 2:00 p.m.
Jacksonville State at UAB, 3:00 p.m.

Wednesday, February 18

Eastern Kentucky at Louisville, 2:00 p.m.
UAB at **Jacksonville State**, 3:00 p.m.
Tennessee Tech at Tennessee, 3:00 p.m.
Southern Illinois at **Austin Peay**, 3:30 p.m.
Vanderbilt at **Belmont**, 4:00 p.m.

Friday, February 20

Eastern Illinois vs. Memphis, 1:00 p.m. (Conway, Ark.)
Southern Illinois at **Eastern Kentucky**, 2:00 p.m.
Bowling Green at **Morehead State**, 2:00 p.m.
IPFW at **Murray State**, 12:00 p.m.
Kennesaw State at **Jacksonville State**, 3:00 p.m.
SIUE at Oral Roberts, 3:00 p.m.
Youngstown State at **Tennessee Tech**, 3:00 p.m.
Western Michigan at **UT Martin**, 3:00 p.m.
Illinois State at **Southeast Missouri**, 3:00 p.m.
Ohio at **Belmont**, 4:00 p.m.
Austin Peay at Samford, 6:00 p.m.

Saturday, February 21

IPFW at **Murray State** (2), 12:00 p.m.
Western Michigan at **UT Martin** (2), 12:00 p.m.
Eastern Illinois vs. Memphis, 1:00 p.m. (Conway, Ark.)
Kennesaw State at **Jacksonville State**, 1:00 p.m.
Bowling Green at **Morehead State**, 1:00 p.m.
Austin Peay at Samford, 2:00 p.m.
SIUE at Oral Roberts, 2:00 p.m.
Youngstown State at **Tennessee Tech**, 2:00 p.m.
Western Illinois at **Belmont**, 3:00 p.m.
Southern Illinois at **Eastern Kentucky**, 2:00 p.m.
Illinois State at **Southeast Missouri**, 2:00 p.m.
Eastern Illinois at Central Arkansas, 4:00 p.m.

Sunday, February 22

Southern Illinois at **Eastern Kentucky**, 12:00 p.m.
Bowling Green at **Morehead State**, 12:00 p.m.
Western Michigan at **UT Martin**, 12:00 p.m.
Austin Peay at Samford, 1:00 p.m.
Valparaiso at **Belmont**, 1:00 p.m.
Kennesaw State at **Jacksonville State**, 1:00 p.m.
IPFW at **Murray State**, 1:00 p.m.
SIUE at Oral Roberts, 1:00 p.m.
Youngstown State at **Tennessee Tech**, 1:00 p.m.
Illinois State at **Southeast Missouri**, 1:00 p.m.
Eastern Illinois at Central Arkansas, 4:00 p.m.

Tuesday, February 24

Middle Tennessee at **Tennessee Tech**, 3:00 p.m.
Western Kentucky at **Belmont**, 4:00 p.m.
UT Martin at Vanderbilt, 4:00 p.m.
Southeast Missouri at Arkansas State, 6:30 p.m.

Wednesday, February 25

Morehead State at Kentucky, 2:00 p.m.
Southern Illinois at **Murray State**, 2:00 p.m.
Indiana State at **Austin Peay**, 3:30 p.m.
Saint Louis at **SIUE**, 4:00 p.m.

Friday, February 27

Bowling Green at **Eastern Kentucky**, 2:00 p.m.
Coppin State at **Morehead State**, 2:00 p.m.
St. Peter's at **Murray State**, 2:00 p.m.
Northern Kentucky at **Austin Peay**, 3:00 p.m.
Eastern Illinois at Kansas State, 3:00 p.m.
Jacksonville State at Auburn, 3:00 p.m.
Northern Illinois at **Tennessee Tech**, 3:00 p.m.
IPFW at **UT Martin**, 3:00 p.m.
Bradley at **Southeast Missouri**, 3:00 p.m.
SIUE at Arkansas-Little Rock, 3:00 p.m.
Belmont at Mercer, 6:00 p.m.

Saturday, February 28

Dayton at **Austin Peay**, 11:00 a.m.
St. Peter's at **Murray State** (2), 12:00 p.m.
Coppin State at **Morehead State**, 1:00 p.m.
IPFW at **UT Martin**, 2:00 p.m.
Belmont at Mercer, 2:00 p.m.
Eastern Illinois at Kansas State, 2:00 p.m.
Bowling Green at **Eastern Kentucky**, 2:00 p.m.
Northern Illinois at **Tennessee Tech**, 2:00 p.m.
Bradley at **Southeast Missouri**, 2:00 p.m.
SIUE at Arkansas-Little Rock, 2:00 p.m.
Jacksonville State at Auburn, 3:00 p.m.
Western Michigan at **Austin Peay**, 6:00 p.m.

Sunday, March 1

Western Michigan at **Austin Peay**, 11:00 a.m.
St. Peter's at **Murray State**, 11:00 a.m.
Coppin State at **Morehead State**, 12:00 p.m.
Bowling Green at **Eastern Kentucky**, 12:00 p.m.
IPFW at **UT Martin**, 12:00 p.m.
Belmont at Mercer, 1:00 p.m.
Eastern Illinois at Kansas State, 1:00 p.m.
Jacksonville State at Auburn, 1:00 p.m.
Northern Illinois at **Tennessee Tech**, 1:00 p.m.
Bradley at **Southeast Missouri**, 1:00 p.m.
SIUE at Arkansas-Little Rock, 1:00 p.m.

Monday, March 2

Tennessee Tech at Lipscomb, 3:00 p.m.

Tuesday, March 3

Louisville at **Eastern Kentucky**, 2:00 p.m.
Eastern Illinois at Indiana State, 3:00 p.m.
Saint Louis at **Southeast Missouri**, 3:00 p.m.
Belmont at Western Kentucky, 4:00 p.m.

Wednesday, March 4

Murray State at Kentucky, 3:00 p.m.
La Salle at **Tennessee Tech**, 3:00 p.m.
Memphis at **Belmont**, 4:00 p.m.

OVC SCHEDULE

Morehead State at Tennessee, 5:00 p.m.
Austin Peay at Western Kentucky, 6:00 p.m.
Jacksonville State at Samford, 6:00 p.m.

Friday, March 6

*Austin Peay at Eastern Illinois, 3:00 p.m.
*Morehead State at Tennessee Tech, 3:00 p.m.
*UT Martin at Murray State, 3:00 p.m.
*Eastern Kentucky at Southeast Missouri, 3:00 p.m.
Quinnipiac at Belmont, 4:00 p.m.
*SIUE at Jacksonville State, 6:00 p.m.

Saturday, March 7

*Austin Peay at Eastern Illinois, 1:00 p.m.
*SIUE at Jacksonville State, 1:00 p.m.
Quinnipiac at Belmont, 2:00 p.m.
*Morehead State at Tennessee Tech, 2:00 p.m.
*UT Martin at Murray State, 2:00 p.m.
*Eastern Kentucky at Southeast Missouri, 2:00 p.m.

Sunday, March 8

*Austin Peay at Eastern Illinois, 1:00 p.m.
*SIUE at Jacksonville State, 1:00 p.m.
*Morehead State at Tennessee Tech, 1:00 p.m.
*UT Martin at Murray State, 1:00 p.m.
*Eastern Kentucky at Southeast Missouri, 1:00 p.m.
Bradley at Belmont, 3:00 p.m.

Tuesday, March 10

Austin Peay at Indiana State, 2:00 p.m.
Ohio at Morehead State, 2:00 p.m.
Northern Illinois at Murray State, 3:00 p.m.
Lipscomb at Tennessee Tech, 3:00 p.m.
Southern Illinois at Belmont, 4:00 p.m.
Jackson State vs. UT Martin, 6:00 p.m. (Jackson, Tenn.)

Wednesday, March 11

Northern Illinois at Murray State, 2:00 p.m.
Belmont at Evansville, 3:00 p.m.
Eastern Illinois at Saint Louis, 6:00 p.m.
Troy at Jacksonville State, 6:00 p.m.
SIUE at Missouri, TBA

Friday, March 13

*Belmont at Eastern Kentucky, 2:00 p.m.
*Southeast Missouri at Morehead State, 2:00 p.m.
*Jacksonville State at Austin Peay, 6:00 p.m.
*Murray State at SIUE, 6:00 p.m.
*Tennessee Tech at UT Martin, 6:00 p.m.
Eastern Illinois at Memphis, 6:30 p.m.

Saturday, March 14

*Southeast Missouri at Morehead State, 1:00 p.m.
*Murray State at SIUE, 1:00 p.m.
*Jacksonville State at Austin Peay, 2:00 p.m.
*Belmont at Eastern Kentucky, 2:00 p.m.
Eastern Illinois at Memphis, 2:00 p.m.
*Tennessee Tech at UT Martin, 3:00 p.m.

Sunday, March 15

*Belmont at Eastern Kentucky, 12:00 p.m.
*Southeast Missouri at Morehead State, 12:00 p.m.
*Jacksonville State at Austin Peay, 1:00 p.m.
*Murray State at SIUE, 1:00 p.m.
*Tennessee Tech at UT Martin, 1:00 p.m.
Eastern Illinois at Memphis, 1:00 p.m.

Tuesday, March 17

Marshall at Eastern Kentucky, 2:00 p.m.
East Tennessee State at Morehead State, 2:00 p.m.
Middle Tennessee at Belmont, 4:00 p.m.
Austin Peay at Tennessee, 5:00 p.m.
Maryville (Mo.) at SIUE, 6:00 p.m.
Southern Illinois at UT Martin, 5:00 p.m.
Tennessee Tech at Vanderbilt, 6:30 p.m.
Southeast Missouri at Arkansas, 6:35 p.m.

Wednesday, March 18

Morehead State at Marshall, 2:00 p.m.

UT Martin at Saint Louis, 3:00 p.m.
Southeast Missouri at Arkansas, 3:05 p.m.
Jacksonville State at Alabama State, 6:00 p.m.
Murray State at Evansville, 6:00 p.m.
Eastern Illinois at Mississippi State, 6:30 p.m.

Friday, March 20

Eastern Kentucky at Illinois State, 3:00 p.m.
*UT Martin at Southeast Missouri, 3:00 p.m.
*Morehead State at Belmont, 4:00 p.m.
*Eastern Illinois at Jacksonville State, 6:00 p.m.
*SIUE at Tennessee Tech, 6:00 p.m.
*Austin Peay at Murray State, TBA

Saturday, March 21

*Morehead State at Belmont, 1:00 p.m.
*Eastern Illinois at Jacksonville State, 1:00 p.m.
*SIUE at Tennessee Tech, 1:00 p.m.
*Austin Peay at Murray State, 2:00 p.m.
Eastern Kentucky at Illinois State, 2:00 p.m.
*UT Martin at Southeast Missouri, 2:00 p.m.

Sunday, March 22

*Austin Peay at Murray State, 1:00 p.m.
*Eastern Illinois at Jacksonville State, 1:00 p.m.
Eastern Kentucky at Illinois State, 1:00 p.m.
*SIUE at Tennessee Tech, 1:00 p.m.
*UT Martin at Southeast Missouri, 1:00 p.m.
*Morehead State at Belmont, 1:30 p.m.

Tuesday, March 24

Morehead State at Northern Kentucky, 2:00 p.m.
Southern Illinois at Eastern Illinois, 3:00 p.m.
Tennessee Tech at UNC Asheville, 4:00 p.m.
Belmont at Lipscomb, 5:00 p.m.
Jacksonville State at Troy, 6:00 p.m.
Arkansas State at Murray State, 6:00 p.m.
Indiana State at SIUE, 6:00 p.m.
Christian Brothers at UT Martin, 6:00 p.m.
Southeast Missouri at Saint Louis, 6:00 p.m.

Wednesday, March 25

Austin Peay at Southern Illinois, 5:00 p.m.
Alabama A&M at Tennessee Tech, 6:00 p.m.

Friday, March 27

*Eastern Kentucky at Morehead State, 2:00 p.m.
*Murray State at Eastern Illinois, 3:00 p.m.
*Tennessee Tech at Austin Peay, 6:00 p.m.
*Belmont at UT Martin, 6:00 p.m.
*Southeast Missouri at SIUE, 6:00 p.m.
Air Force at Jacksonville State, 6:00 p.m.

Saturday, March 28

*Murray State at Eastern Illinois, 1:00 p.m.
*Eastern Kentucky at Morehead State, 1:00 p.m.
Air Force at Jacksonville State, 1:00 p.m.
*Southeast Missouri at SIUE, 1:00 p.m.
*Tennessee Tech at Austin Peay, 2:00 p.m.
*Belmont at UT Martin, 3:00 p.m.

Sunday, March 29

*Eastern Kentucky at Morehead State, 12:00 p.m.
*Tennessee Tech at Austin Peay, 1:00 p.m.
*Belmont at UT Martin, 1:00 p.m.
Air Force at Jacksonville State, 1:00 p.m.
*Southeast Missouri at SIUE, 1:00 p.m.
*Murray State at Eastern Illinois, 2:00 p.m.

Tuesday, March 31

Illinois State at Eastern Illinois, 3:00 p.m.
UNC Asheville at Tennessee Tech, 4:00 p.m.
Lipscomb at Belmont, 5:00 p.m.
Murray State at Southern Illinois, 5:00 p.m.
Northern Kentucky at Eastern Kentucky, 5:00 p.m.
Morehead State at East Tennessee State, 5:05 p.m.
Austin Peay at Middle Tennessee, 6:00 p.m.
Alabama A&M at Jacksonville State, 6:00 p.m.
Evansville at UT Martin, 6:00 p.m.

OVC SCHEDULE

Arkansas State at Southeast Missouri, 6:30 p.m.

Thursday, April 2

*UT Martin at Eastern Kentucky, 5:00 p.m.
*SIUE at Belmont, 6:00 p.m.
*Eastern Illinois at Tennessee Tech, 6:00 p.m.
*Austin Peay at Southeast Missouri, 6:30 p.m.
*Jacksonville State at Murray State, TBA

Friday, April 3

La Salle at Morehead State (2), 2:00 p.m.
*UT Martin at Eastern Kentucky, 3:00 p.m.
*SIUE at Belmont, 6:00 p.m.
*Eastern Illinois at Tennessee Tech, 6:00 p.m.
*Austin Peay at Southeast Missouri, 6:30 p.m.
*Jacksonville State at Murray State, TBA

Saturday, April 4

La Salle at Morehead State, 12:00 p.m.
*UT Martin at Eastern Kentucky, 12:00 p.m.
*SIUE at Belmont, 1:00 p.m.
*Jacksonville State at Murray State, 1:00 p.m.
*Eastern Illinois at Tennessee Tech, 2:00 p.m.
*Austin Peay at Southeast Missouri, 2:00 p.m.

Tuesday, April 7

Alabama A&M at Morehead State, 5:00 p.m.
Belmont at Southern Illinois, 5:00 p.m.
Jacksonville State at Alabama State, 6:00 p.m.
Western Illinois at SIUE, 6:00 p.m.
Tennessee Tech at Middle Tennessee, 6:00 p.m.
UT Martin at Evansville, 6:00 p.m.
Southeast Missouri at Missouri State, 6:35 p.m.
Illinois at Eastern Illinois, TBA

Wednesday, April 8

Eastern Kentucky at Northern Kentucky, 2:00 p.m.
Indiana State at Eastern Illinois, 3:00 p.m.
Alabama A&M at Morehead State, 3:00 p.m.
Middle Tennessee at Austin Peay, 6:00 p.m.
Bethel at UT Martin, 6:00 p.m.

Friday, April 10

*Southeast Missouri at Eastern Illinois, 3:00 p.m.
*Belmont at Austin Peay, 6:00 p.m.
*Eastern Kentucky at SIUE, 6:00 p.m.
*Tennessee Tech at Jacksonville State, 6:00 p.m.
*Morehead State at UT Martin, 6:00 p.m.
Murray State at Samford, 6:00 p.m.

Saturday, April 11

*Southeast Missouri at Eastern Illinois, 1:00 p.m.
*Eastern Kentucky at SIUE, 1:00 p.m.
*Tennessee Tech at Jacksonville State, 1:00 p.m.
Murray State at Samford, 2:00 p.m.
*Belmont at Austin Peay, 2:00 p.m.
*Morehead State at UT Martin, 3:00 p.m.

Sunday, April 12

*Belmont at Austin Peay, 1:00 p.m.
*Southeast Missouri at Eastern Illinois, 1:00 p.m.
*Eastern Kentucky at SIUE, 1:00 p.m.
*Tennessee Tech at Jacksonville State, 1:00 p.m.
*Morehead State at UT Martin, 1:00 p.m.
Murray State at Samford, 1:00 p.m.

Tuesday, April 14

Eastern Kentucky at Marshall, 2:00 p.m.
Benedictine University at Springfield at Eastern Illinois, 3:00 p.m.
Memphis at Austin Peay, 6:00 p.m.
Jacksonville State at Kennesaw State, 6:00 p.m.
Murray State at Lipscomb, 6:00 p.m.
SIUE at Evansville, 6:00 p.m.
Belmont at Vanderbilt, 6:30 p.m.
Southern Illinois at Southeast Missouri, 6:30 p.m.

Wednesday, April 15

Illinois College at Eastern Illinois, 3:00 p.m.

Morehead State at Eastern Kentucky, 5:00 p.m.
Alabama State at Jacksonville State, 6:00 p.m.
UT Martin at Ole Miss, 6:30 p.m.

Friday, April 17

*Austin Peay at Eastern Kentucky, 5:00 p.m.
*Eastern Illinois at Belmont, 5:00 p.m.
*SIUE at Morehead State, 5:00 p.m.
*Murray State at Tennessee Tech, 6:00 p.m.
*Jacksonville State at Southeast Missouri, 6:30 p.m.
UT Martin at Missouri State, 6:35 p.m.

Saturday, April 18

*Eastern Illinois at Belmont, 1:00 p.m.
*SIUE at Morehead State, 1:00 p.m.
*Murray State at Tennessee Tech, 2:00 p.m.
*Austin Peay at Eastern Kentucky, 3:00 p.m.
*Jacksonville State at Southeast Missouri, 2:00 p.m.
UT Martin at Missouri State, 2:05 p.m.

Saturday, April 19

*Austin Peay at Eastern Kentucky, 12:00 p.m.
*SIUE at Morehead State, 12:00 p.m.
*Eastern Illinois at Belmont, 1:00 p.m.
*Murray State at Tennessee Tech, 1:00 p.m.
*Jacksonville State at Southeast Missouri, 1:00 p.m.
UT Martin at Missouri State, 1:05 p.m.

Tuesday, April 21

Eastern Kentucky at Ohio, 5:00 p.m.
Southeast Missouri at Southern Illinois, 5:00 p.m.
Belmont at Memphis, 5:30 p.m.
Morehead State at Ohio State, 5:35 p.m.
Lipscomb at Austin Peay, 6:00 p.m.
South Alabama at Jacksonville State, 6:00 p.m.
Eastern Illinois at Illinois, 6:05 p.m.
Murray State at Arkansas State, 6:30 p.m.

Wednesday, April 22

South Alabama at Jacksonville State, 3:00 p.m.
Tennessee Tech at Alabama A&M, 3:00 p.m.
UT Martin at Southern Illinois, 5:00 p.m.
Morehead State at Ohio State, 5:35 p.m.
SIUE at Saint Louis, 6:00 p.m.

Friday, April 24

*Eastern Kentucky at Eastern Illinois, 3:00 p.m.
*Morehead State at Austin Peay, 6:00 p.m.
*Belmont at Jacksonville State, 6:00 p.m.
*UT Martin at SIUE, 6:00 p.m.
Tennessee Tech at Arizona State, 8:30 p.m.
*Southeast Missouri at Murray State, TBA

Saturday, April 25

*Belmont at Jacksonville State, 1:00 p.m.
*Eastern Kentucky at Eastern Illinois, 1:00 p.m.
*UT Martin at SIUE, 1:00 p.m.
*Morehead State at Austin Peay, 2:00 p.m.
*Southeast Missouri at Murray State, 2:00 p.m.
Tennessee Tech at Arizona State, 8:30 p.m.

Sunday, April 26

*Morehead State at Austin Peay, 1:00 p.m.
*Belmont at Jacksonville State, 1:00 p.m.
*Eastern Kentucky at Eastern Illinois, 1:00 p.m.
*Southeast Missouri at Murray State, 1:00 p.m.
*UT Martin at SIUE, 1:00 p.m.
Tennessee Tech at Arizona State, 2:30 p.m.

Tuesday, April 28

Saint Louis at Eastern Illinois, 3:00 p.m.
Miami (Ohio) at Eastern Kentucky, 5:00 p.m.
Murray State vs. UT Martin, 6:00 p.m. (Union City, Tenn.)

Wednesday, April 29

Jacksonville State at Alabama A&M, 3:00 p.m.
SIUE at Western Illinois, 4:00 p.m.
Eastern Kentucky at Miami (Ohio), 5:00 p.m.
Northern Kentucky at Morehead State, 5:00 p.m.

OVC SCHEDULE

Western Kentucky at Austin Peay, 6:00 p.m.

Friday, May 1

SIUE at Illinois State, 4:30 p.m.

*Murray State at Belmont, 5:00 p.m.

*Eastern Illinois at Morehead State, 5:00 p.m.

*Jacksonville State at Eastern Kentucky, 5:00 p.m.

*Austin Peay at UT Martin, 6:00 p.m.

*Tennessee Tech at Southeast Missouri, 6:30 p.m.

Saturday, May 2

SIUE at Illinois State (2), 12:00 p.m.

*Murray State at Belmont, 1:00 p.m.

*Eastern Illinois at Morehead State, 2:00 p.m.

*Tennessee Tech at Southeast Missouri, 2:00 p.m.

*Austin Peay at UT Martin, 3:00 p.m.

*Jacksonville State at Eastern Kentucky, 3:00 p.m.

Sunday, May 3

*Eastern Illinois at Morehead State, 12:00 p.m.

*Jacksonville State at Eastern Kentucky, 12:00 p.m.

*Austin Peay at UT Martin, 1:00 p.m.

*Murray State at Belmont, 1:00 p.m.

*Tennessee Tech at Southeast Missouri, 1:00 p.m.

SIUE at Illinois State, 1:00 p.m.

Tuesday, May 5

Belmont at Tennessee, 5:00 p.m.

Jacksonville State at Samford, 6:00 p.m.

Southeast Missouri at Missouri, 6:30 p.m.

Friday, May 8

*UT Martin at Eastern Illinois, 3:00 p.m.

*Eastern Kentucky at Murray State, 3:00 p.m.

Southeast Missouri at Indiana State, 5:30 p.m.

*SIUE at Austin Peay, 6:00 p.m.

*Belmont at Tennessee Tech, 6:00 p.m.

*Morehead State at Jacksonville State, 6:00 p.m.

Saturday, May 9

*UT Martin at Eastern Illinois, 1:00 p.m.

*Morehead State at Jacksonville State, 1:00 p.m.

*SIUE at Austin Peay, 2:00 p.m.

*Belmont at Tennessee Tech, 2:00 p.m.

*Eastern Kentucky at Murray State, 2:00 p.m.

Southeast Missouri at Indiana State, 5:30 p.m.

Sunday, May 10

Southeast Missouri at Indiana State, 12:00 p.m.

*SIUE at Austin Peay, 1:00 p.m.

*Belmont at Tennessee Tech, 1:00 p.m.

*UT Martin at Eastern Illinois, 1:00 p.m.

*Eastern Kentucky at Murray State, 1:00 p.m.

*Morehead State at Jacksonville State, 1:00 p.m.

Tuesday, May 12

Eastern Illinois at Butler, 3:00 p.m.

SIUE at Indiana State, 5:00 p.m.

Austin Peay at Lipscomb, 6:00 p.m.

Belmont at Middle Tennessee, 6:00 p.m.

Morehead State at Auburn, 6:00 p.m.

Western Carolina at Tennessee Tech, 6:00 p.m.

UT Martin vs. Memphis, 6:30 p.m. (Millington, Tenn.)

Evansville at Murray State, TBA

Thursday, May 14

*Southeast Missouri at Belmont, 5:00 p.m.

*Tennessee Tech at Eastern Kentucky, 5:00 p.m.

*Murray State at Morehead State, 5:00 p.m.

*Eastern Illinois at SIUE, 6:00 p.m.

*Jacksonville State at UT Martin, 6:00 p.m.

Austin Peay at Evansville, 6:00 p.m.

Friday, May 15

*Tennessee Tech at Eastern Kentucky, 3:00 p.m.

*Southeast Missouri at Belmont, 5:00 p.m.

*Murray State at Morehead State, 5:00 p.m.

*Eastern Illinois at SIUE, 6:00 p.m.

*Jacksonville State at UT Martin, 6:00 p.m.

Austin Peay at Evansville, 6:00 p.m.

Saturday, May 16

*Tennessee Tech at Eastern Kentucky, 12:00 p.m.

*Murray State at Morehead State, 12:00 p.m.

*Southeast Missouri at Belmont, 1:00 p.m.

*Eastern Illinois at SIUE, 1:00 p.m.

*Jacksonville State at UT Martin, 3:00 p.m.

Evansville at Austin Peay, 4:00 p.m.


Wednesday, May 20 – Sunday, May 24

2015 Ohio Valley Conference Baseball Championship
The Ballpark at Jackson - Jackson, Tenn.

All Times Central

* Indicates OVC Matchup

2014 SEASON RECAP



SEASON REVIEW

The 2014 University of Tennessee at Martin baseball season saw several stars emerge but injuries and offensive woes ultimately resulted in a 9-42 season (5-25 in the Ohio Valley Conference).

Despite falling victim to a sweep at UAB in the season-opening series, the Skyhawks showed their potential. UT Martin either led or was within two runs after seven innings of play in every game against the traditional Conference-USA powerhouse. The Skyhawks were paced by a dominant effort out of its starting pitchers, as the junior trio of Taylor Cox, Dalton Potts and Alex Martin combined for a microscopic 0.95 ERA in 19 innings of work in the series.

UT Martin then competed against No. 27 Ole Miss three days later before falling by a 6-0 margin.

A three-game series against Eastern Michigan that was originally supposed to be played in Martin was moved to Nashville because of unplayable field conditions. The Skyhawks fell in the first two games before claiming a 5-3 win on Feb. 23, giving interim head coach Brad Goss his first career victory.

UT Martin then suffered through a nine-game losing skid, the latter five of which came in conference play before a

6-5 win in the backend of a doubleheader against Murray State gave the Skyhawks their first league win of the season.

The Skyhawks narrowly fell (5-2, 6-5 in extra innings) on the road at Evansville, the eventual Missouri Valley Conference champion.

UT Martin nabbed one of three games against OVC preseason favorite Tennessee Tech but played only four of its first 22 games in front of the home crowd.

After the win in Game 2 of the Tennessee Tech series, another lengthy losing streak followed against stiff competition. The Skyhawks were swept by eventual regular season champion Southeast Missouri before falling 5-0 to then-No. 7 Vanderbilt, who would go on to become the College World Series national champions. In that game, the Skyhawk pitching staff conceded only one earned run against the high-powered Commodore offense.

UT Martin was no-hit on April 5 at Belmont and eventually lost 11 games in a row before a 9-4 win over Eastern Kentucky on April 13.

A midweek loss at Southern Illinois and three-game sweep at Morehead State followed before the Skyhawks churned out an impressive 9-2 win over Saint Louis on April 22 behind a career-best seven strikeouts in six innings by senior right-hander Chris Ross. The Billikens would go on to win the Atlantic 10 Conference regular season championship.

The win over Saint Louis ignited a stretch where UT Martin won five of its next eight contests. Three days after the win over the Billikens, the Skyhawks knocked off perennial Missouri Valley Conference heavyweight Missouri State.

This surge coincided with a torrid stretch from junior outfielder Taylor Douglas. After starting off the year hitless in his first 17 at-bats, Douglas reeled off 21 multi-hit games and eight multi-RBI games. He amassed a 13-game hitting streak from April 6 through May 2 and at one point, belted six homers in a

five-game stretch.

UT Martin posted a win over OVC rival SIU Edwardsville before two of the season's best pitching performances led the Skyhawks to back-to-back wins.

Redshirt senior right-hander Alex Boshers, who had made his return early in the season after Tommy John surgery sidelined him for most of 2013, helped UT Martin toss its first shutout in the span of 88 games with seven strong innings, allowing only six singles and no walks pitching in his hometown against Lipscomb. In fact, the entire Skyhawk pitching staff did not allow an extra-base hit or walk a batter in the 4-0 win.

Four days later at Austin Peay, Carter Smith was the unsung hero in a 6-3 extra-inning victory. Smith fanned a career-high 12 batters over 7.1 innings of shutout relief, earning the OVC Pitcher of the Week award. As a staff, UT Martin struck out 19 Governors in the 6-3 win on May 10, falling just two punchouts shy of the program record.

Two days later, the Skyhawks led 12-4 after five innings of play and appeared to be on the verge of winning their first series against Austin Peay since 1994 but the Governors scored nine unanswered runs over the final four innings in a crushing walk-off loss for UT Martin.

A midweek loss to Memphis and three straight home losses to Eastern Illinois would conclude the season for the Skyhawks.

Douglas would earn All-OVC second team honors by College Sports Madness while Ben Upton (.267 batting average, five home runs, 28 RBI's) would earn All-OVC Freshman honors as well as become the third member in program history to earn a Louisville Slugger Freshman All-American nod.

Senior right-handed reliever John Houston emerged as one of the most reliable bullpen options in the OVC, as he posted a 2.18 ERA in 23 appearances. He played a role in seven (three wins, four saves) of UT Martin's nine victories on the season.

Shortly after the season concluded, Cox became the highest Major League Baseball draft pick in UT Martin history when the San Diego Padres nabbed the junior southpaw in the 16th round. That was the fourth MLB draft pick that the Skyhawks had produced in the last four years.



Sidearm reliever John Houston had a hand in seven of UT Martin's nine wins, leading the Skyhawks in victories (three), saves (four), ERA (2.18) and appearances (23).

FINAL OVERALL STATS

Record: 9-42 Home: 5-15 Away: 3-25 Neutral: 1-2 Ohio Valley: 5-25

Player	avg	gp-gs	ab	r	h	2b	3b	hr	rbi	tb	slg%	bb	hp	so	gdp	ob%	sf	sh	sb-att	po	a	e	fld%
1 DOUGLAS, Taylor	.341	48-46	179	33	61	15	0	7	29	97	.542	17	5	41	0	.413	0	2	16-21	114	3	2	.983
30 COX, Taylor	.317	28-23	82	10	26	3	1	3	13	40	.488	16	0	15	4	.429	0	0	2-3	144	18	6	.964
33 MOLINA, Nick	.277	33-21	83	16	23	5	0	1	8	31	.373	8	4	36	1	.368	0	0	2-3	16	32	7	.873
20 UPTON, Ben	.267	43-39	150	14	40	7	1	5	28	64	.427	7	4	32	4	.317	0	1	1-3	45	1	0	1.000
36 YOUNG, Chase	.245	44-42	151	24	37	5	0	0	14	42	.278	32	1	48	0	.376	2	5	4-7	58	2	3	.952
2 ERIE, Drew	.226	38-33	124	11	28	6	0	0	6	34	.274	10	1	19	3	.289	0	3	2-2	163	24	6	.969
9 SORENSEN, Phil	.204	32-28	103	9	21	4	0	1	11	28	.272	11	3	25	2	.299	0	0	2-2	212	8	8	.965
10 ZYCH, Nico	.203	43-40	143	11	29	2	0	0	13	31	.217	10	3	19	2	.268	1	1	2-5	67	58	12	.912
11 MALONE, Zack	.200	33-25	85	7	17	3	0	3	13	29	.341	5	4	33	0	.277	0	0	0-0	7	18	9	.735
8 MASSEY, Andrew	.195	17-14	41	5	8	2	0	0	1	10	.244	5	4	12	0	.340	0	1	0-0	36	31	0	1.000
3 DEASON, Jake	.191	44-42	152	17	29	8	1	1	9	42	.276	8	5	45	2	.255	0	2	7-8	77	116	19	.910
42 BALTER, Max	.168	43-34	101	13	17	1	0	0	6	18	.178	19	3	28	4	.312	2	5	6-8	66	104	13	.929
25 NANTZE, Mikey	.159	27-26	82	5	13	1	0	0	8	14	.171	2	4	23	3	.216	0	5	1-1	160	22	3	.984
24 KING, Kenny	.158	25-12	57	4	9	1	0	0	4	10	.175	2	1	15	0	.197	1	0	0-0	13	1	0	1.000
32 CARREL, Isaac	.156	19-5	32	4	5	1	0	0	3	6	.188	3	3	12	1	.275	2	0	0-0	15	2	1	.944
13 JOHNSON, Fletcher	.132	36-28	106	5	14	1	1	0	5	17	.160	6	2	36	0	.193	0	3	8-9	95	1	0	1.000
5 PAUBLINI, Luis	.000	1-1	3	0	0	0	0	0	0	0	.000	0	0	3	0	.000	0	0	0-0	0	0	0	.000
Totals	.225	51	1674	188	377	65	4	21	171	513	.306	161	47	442	26	.310	8	28	53-72	1299	503	97	.949
Opponents	.319	51	1790	389	571	135	13	32	346	828	.463	245	58	307	33	.411	31	24	65-95	1353	539	61	.969

LOB - Team (377), Opp (462). DPs turned - Team (47), Opp (30). CI - Team (2), ERIE 2. IBB - Team (2), DOUGLAS 2. Picked off - DOUGLAS 2, BALTER 2, MOLINA 1, COX 1, JOHNSON 1.

(All games Sorted by Earned run avg)

Player	era	w-l	app	gs	cg	sho	sv	ip	h	r	er	bb	so	2b	3b	hr	b/avg	wp	hp	bk	sfa	sha
1 DOUGLAS, Taylor	0.00	0-0	3	0	0	0/0	0	4.0	2	1	0	4	4	1	0	0	.133	2	1	0	0	0
29 ZARUBIN, Jackson	0.00	0-0	1	0	0	0/0	0	1.2	1	0	0	2	1	0	0	0	.167	0	0	0	0	0
27 HOUSTON, John	2.18	3-2	23	0	0	0/1	4	33.0	29	12	8	10	37	5	1	0	.242	4	10	0	0	2
31 SMITH, Carter	4.61	2-3	17	2	0	0/0	0	54.2	60	33	28	22	45	8	1	3	.290	3	7	1	5	6
4 MARTIN, Alex	5.43	0-8	13	13	1	0/0	0	68.0	78	55	41	51	43	12	1	8	.284	9	3	0	3	2
22 SKUBINA, John	5.85	0-0	13	0	0	0/0	0	20.0	32	21	13	13	10	5	2	3	.368	1	2	1	1	1
41 BOSHERS, Alex	6.15	1-4	19	6	0	0/1	0	67.1	93	50	46	31	50	24	1	1	.325	4	5	0	5	3
14 POTTS, Dalton	8.29	1-9	14	13	0	0/0	0	63.0	79	65	58	42	47	23	5	6	.306	6	18	0	4	3
30 COX, Taylor	8.41	0-9	13	12	0	0/0	0	55.2	98	64	52	26	32	23	1	7	.386	1	2	0	5	3
34 ROSS, Chris	8.69	1-5	12	4	0	0/0	0	29.0	47	33	28	8	15	16	1	0	.362	4	2	3	1	2
6 JONES, Stu	9.00	1-1	15	0	0	0/1	0	18.0	26	21	18	10	9	8	0	1	.342	2	3	0	2	1
28 FLORES, Chris	10.66	0-1	8	1	0	0/0	0	12.2	18	19	15	12	10	7	0	1	.340	3	1	0	3	1
16 GANSERT, Jacob	15.75	0-0	5	0	0	0/0	0	4.0	5	8	7	7	2	2	0	2	.333	2	3	0	1	0
39 MILLER, Cody	31.50	0-0	4	0	0	0/0	0	2.0	3	7	7	7	2	1	0	0	.375	1	1	0	1	0
Totals	6.67	9-42	51	51	1	1/1	4	433.0	571	389	321	245	307	135	13	32	.319	42	58	5	31	24
Opponents	3.09	42-9	51	51	5	7/5	10	451.0	377	188	155	161	442	65	4	21	.225	33	47	3	8	28

PB - Team (11), NANTZE 8, ERIE 3, Opp (9). Pickoffs - Team (8), POTTS 3, ERIE 2, JONES 1, MARTIN 1, COX 1, Opp (7). SBA/ATT - ERIE (37-53), NANTZE (28-37), MARTIN (12-18), SMITH (10-18), COX (11-14), ROSS (11-12), BOSHERS (8-11), POTTS (5-9), SKUBINA (3-5), HOUSTON (2-4), JONES (1-2), FLORES (1-1), GANSERT (1-1).

FINAL OVC STATS

Record: 5-25 Home: 3-12 Away: 2-13 Ohio Valley: 5-25

Player	avg	gp-gs	ab	r	h	2b	3b	hr	rbi	tb	slg%	bb	hp	so	gdp	ob%	sf	sh	sb-att	po	a	e	fld%
1 DOUGLAS, Taylor	.355	29-28	110	22	39	13	0	3	18	61	.555	13	4	24	0	.441	0	2	10-12	71	2	2	.973
30 COX, Taylor	.353	16-14	51	6	18	2	1	2	11	28	.549	9	0	10	1	.450	0	0	2-2	99	11	3	.973
33 MOLINA, Nick	.283	18-12	53	11	15	3	0	1	5	21	.396	2	3	22	1	.345	0	0	1-2	11	19	5	.857
20 UPTON, Ben	.276	28-27	105	9	29	5	1	3	21	45	.429	4	3	20	2	.321	0	1	1-3	36	1	0	1.000
8 MASSEY, Andrew	.267	12-10	30	4	8	2	0	0	0	10	.333	3	3	7	0	.389	0	1	0-0	26	22	0	1.000
36 YOUNG, Chase	.247	26-25	93	17	23	2	0	0	9	25	.269	18	1	29	0	.368	2	3	2-4	33	1	3	.919
3 DEASON, Jake	.241	25-24	87	11	21	7	0	1	8	31	.356	2	5	26	1	.298	0	1	3-4	42	68	7	.940
9 SORENSEN, Phil	.236	19-15	55	6	13	2	0	1	9	18	.327	8	1	13	2	.344	0	0	2-2	109	5	4	.966
10 ZYCH, Nico	.213	24-23	89	7	19	2	0	0	8	21	.236	4	2	13	1	.260	1	0	1-2	36	27	9	.875
2 ERIE, Drew	.202	24-22	84	5	17	3	0	0	3	20	.238	6	0	16	2	.256	0	3	1-1	105	16	4	.968
32 CARREL, Isaac	.200	10-1	15	1	3	0	0	0	2	3	.200	2	1	7	1	.316	1	0	0-0	10	2	1	.923
42 BALTER, Max	.191	27-23	68	10	13	1	0	0	3	14	.206	12	3	17	3	.337	0	4	3-5	42	80	9	.931
24 KING, Kenny	.172	13-5	29	3	5	1	0	0	3	6	.207	1	0	5	0	.194	1	0	0-0	5	0	0	1.000
25 NANTZE, Mikey	.157	15-14	51	3	8	1	0	0	7	9	.176	0	3	13	1	.204	0	2	1-1	99	15	1	.991
11 MALONE, Zack	.152	17-13	46	3	7	1	0	2	5	14	.304	2	3	17	0	.235	0	0	0-0	4	12	4	.800
13 JOHNSON, Fletcher	.085	17-14	47	3	4	0	1	0	2	6	.128	2	2	19	0	.157	0	2	4-4	48	0	0	1.000
Totals	.239	30	1013	121	242	45	3	13	114	332	.328	88	34	258	15	.319	5	19	31-42	782	314	57	.951
Opponents	.319	30	1073	239	342	80	9	24	213	512	.477	152	32	192	18	.412	21	18	33-53	810	331	28	.976


LOB - Team (228), Opp (276). DPs turned - Team (27), Opp (17). CI - Team (1), ERIE 1. IBB - Team (1), DOUGLAS 1. Picked off - DOUGLAS 1, MOLINA 1, BALTER 1.

(Ohio Valley games only Sorted by Earned run avg)

Player	era	w-l	app	gs	cg	sho	sv	ip	h	r	er	bb	so	2b	3b	hr	b/avg	wp	hp	bk	sfa	sha
27 HOUSTON, John	1.64	3-1	12	0	0	0/0	2	22.0	18	7	4	6	22	5	0	0	.231	4	8	0	0	2
31 SMITH, Carter	4.42	1-2	9	1	0	0/0	0	36.2	38	20	18	11	36	5	0	2	.279	1	2	1	3	4
22 SKUBINA, John	4.61	0-0	8	0	0	0/0	0	13.2	19	8	7	5	6	3	2	2	.333	0	0	0	1	1
34 ROSS, Chris	5.79	0-1	2	0	0	0/0	0	4.2	6	3	3	1	2	2	1	0	.333	1	1	2	0	1
4 MARTIN, Alex	6.31	0-6	10	10	0	0/0	0	51.1	61	48	36	40	35	11	0	7	.292	7	3	0	3	2
14 POTTS, Dalton	7.63	1-7	10	9	0	0/0	0	46.0	54	46	39	30	32	15	4	4	.289	4	13	0	3	3
41 BOSHERS, Alex	7.75	0-2	11	2	0	0/0	0	38.1	59	35	33	19	34	13	1	1	.358	2	2	0	4	3
39 MILLER, Cody	9.00	0-0	2	0	0	0/0	0	2.0	2	2	2	3	2	1	0	0	.286	1	0	0	1	0
16 GANSERT, Jacob	9.00	0-0	3	0	0	0/0	0	2.0	3	3	2	5	1	1	0	1	.375	0	1	0	0	0
28 FLORES, Chris	9.64	0-0	4	0	0	0/0	0	4.2	5	5	5	5	5	2	0	1	.278	0	1	0	1	0
30 COX, Taylor	11.70	0-6	9	8	0	0/0	0	30.0	62	46	39	21	13	16	1	5	.422	1	0	0	4	1
6 JONES, Stu	12.54	0-0	7	0	0	0/0	0	9.1	15	16	13	6	4	6	0	1	.349	2	1	0	1	1
Totals	6.94	5-25	30	30	0	0/0	2	260.2	342	239	201	152	192	80	9	24	.319	23	32	3	21	18
Opponents	3.50	25-5	30	30	4	2/1	6	270.0	242	121	105	88	258	45	3	13	.239	16	34	3	5	19

PB - Team (6), NANTZE 4, ERIE 2, Opp (7). Pickoffs - Team (4), POTTS 3, COX 1, Opp (3). SBA/ATT - ERIE (22-33), NANTZE (11-18), MARTIN (10-15), COX (8-11), SMITH (5-10), BOSHERS (6-8), HOUSTON (2-4), POTTS (2-4), SKUBINA (0-1).

ALL-TIME RECORD BOOK



NOTABLE SKYHAWKS

All-American

Bryant Jones (2B)2004

Louisville Slugger Freshman All-American

Wes Patterson (1B)2008
Phil Sorensen (DH)2011
Ben Upton (DH)2014

First Team All-OVC

Mark Otsby (DH)1993
Michael Blount (P)1996
Bryant Jones (2B)2004
Phil Sorensen (DH)2011

Second Team All-OVC

Brett Vander Meeden (2B) 1994
Steve Gadlage (OF) 1994
Bryan Bullington (1B) 1995
Brad Warmath (3B) 1997
Brian Baker (OF) 2000
Brady Nighswonger (2B) 2003
Scott Gladstone (2B) 2009
Mark Hartsfield (3B) 2009
Miles Hartsfield (OF) 2009
Coty Green (P) 2010
Ty Nelson (C) 2010
Trey Karlen (3B) 2010
Jordan Owen (OF) 2010
Jordan Owen (OF) 2012

OVC All-Freshmen

Eric Walker (P)2006
Shayne Martin (SS)2007
Wes Patterson (1B/P)2008
Dan Tobik (P)2010
Brent Morris (OF)2010
Phil Sorensen (DH)2011
Sonny Mastromatteo (IF)2012
Nico Zych (IF)2012
Ben Upton (DH)2014

OVC Medal of Honor

Trent Latta 1995-96
Joseph Bacon 1998-99
Joey Price 2001-02
Douglas Nicodemus 2002-03
Micky Dobson 2002-03
Zach Parham 2003-04
Zach Parham 2004-05
Zach Parham 2005-06
Zach Parham 2006-07
Douglas Nicodemus 2006-07
Cody Terry 2009-10
Cody Terry 2010-11
Jacob Gansert 2012-13
Taylor Douglas 2013-14
Drew Erie 2013-14
Jacob Gansert 2013-14

Division II All-American

Don Jackson, 1B1973
Richard Craven, SS (2nd Team)1985

Division II Academic All-American

Don Jackson, 1B1978
Mike Prather, P (3rd Team)1984

Division II All-Region

Harry McLead, SS1977

David Couch, RF1977
Dale Horn, CF1977
Richard Craven, SS1985
Jim Willis, CF1985
Churchill Moore, CF1986
Jimmy Moore, CF1992
Hunter McClellmore, DH1992
Chris Ervin, SS (2nd Team)1992

All-Gulf South Conference

Don Jackson, 1B1973
Walter Glass, OF1975
Walter Glass, OF1976
David Couch, OF1977
Danny Hensley, INF1979
Mike Bennett, P1980
Tom Walston, INF1980
Donnie Mitchell, 3B1981
Mike Prather, P1984
Richard Craven, INF1985
Roger Gum, INF1987

Gulf South Conference All-Division

Mike Donohue, INF1972
Joe Kuchar, P1972
Don Jackson, INF1973
Larry Long, INF1973
Jay Johnson, C1973
Dick Windbigler1973
Jim Moloney, P1974
Mike Shambre, OF1974
Walter Glass, OF1975
Danny Mitchell, P1975
Mike Moore, UTL1975
Mark Stafford, INF1975
Walter Glass, OF1976
Dale Horn, OF1976
David Couch, OF1977
Dale Horn, OF1977
Mack Moore, C1977
David Couch, OF1978
Carey Smith, INF1978
Danny Hensley, INF1979
Bill Zipp, OF1979
Jim Willis, INF1983
Gary Pitman, C1983
Mike Prather, P1984
Bruce Beckman, P1985
Jim Willis, OF1985
Churchill Moore, OF1986
Martin Newby, P1986
Roger Gum, INF1987
Churchill Moore, OF1987
Darrel Risberg, OF1988
Scott McMackin, INF1989
Kyle Coleman, 1B1989
Greg King, OF1990
Richard Matz, UTL1990

*Eastern Division 1972-79, North Division 1983-86,

West Division 1987-A

Gulf South Conference All-District

Harry McLead, SS1977
David Couch, RF1977
Dale Horn, CF1977
Richard Craven, SS1985
Jim Willis, CF1985
Churchill Moore, CF1986

OVC Commissioner's Honor Roll

1993-94

Bradley Dyer
Scott Embry
Jeff Graves
Trent Latta
Joseph Lee
Jay Trussler
Brett Vander Meeden

1994-95

Mitchell Dunn
Trent Latta
Jay Trussler
Hal Williams

1995-96

Scott Haddock
Trent Latta
Skipper McGille
Daisuke Oda
Johnnie Sanfratello
Michael Spaulding
Jay Trussler
Brad Vander Meeden
Randall Vanneste
Michael Wyatt

1996-97

Scott Haddock
Chad Pritchett
Johnnie Sanfratello

1997-98

Casey Bevis
Scott Hall
Charles Seymour
Johnathon Smartt
Joseph Smith
Christopher Weaver

1998-99

Joseph Bacon
Casey Bevis
Charles Seymour
Johnathon Smaett

1999-00

Joseph Bacon
Lanier English
Adam Gibson

2000-01

Joseph Ayers
Wes Bacon
Clay Billingsley
Richard Collins
Kelly Davis
Lanier English
Justin Entekin
Adam Gibson
Hunter Hart
Juan Romero

2001-02

Justin Bryant
Kelly Davis
Adam Gibson
Joey Price

2002-03

Justin Bryant
Donnie Corey
Kelly Davis
Micky Dobson
Douglas Nicodemus

Jarrad Robinson

2003-04

Nick Bruner
Justin Bryant
Micky Dodson
Michael Fabrizio
Jeffery McClean
Benjamin Meador
Douglas Nicodemus
Zach Parham
Jacob Smothers

2004-05

Nick Bruner
Justin Bryant
Micky Dodson
Jeffery McClean
Miles Moore
Douglas Nicodemus
Zach Parham
Joe Raccuglia
Jacob Smothers
Eric Walker

2005-06

Zane Gresback
Nick Latimer
Derek Link
Scott McLean
Douglas Nicodemus
Zach Parham
Joe Raccuglia
Chris Rezabek
Chris Sisk
Jacob Smothers

2006-07

Adam Bowker
Bryce Carden
Jason Hockaday
Scott McLean
Douglas Nicodemus
Zach Parham
Lance Renton
Chris Rezabek
Eric Walker
Nate Walters

2007-08

Lin Cates
Scott Gladstone
Mark Hartsfield
Miles Hartsfield
Tanner Hensley
Jay Howard
Chris Rezabek
Cody Terry
Eric Walker
Nate Walters
Nick Walters

2008-09

Ben Bottoms
Lin Cates
Drew Flaniken
Miles Hartsfield
Tanner Hensley
Kevin Holt
Jay Howard
Brendan Lozupone
Cody Terry

2009-10

Wes Alsup
Ben Brewer
Dylan Cupples
Matt Haynes
Pat Jones
Trey Karlen
Ty Nelson
Cody Terry
Matt Young

2010-11

Ben Brewer
Dylan Cupples
Matt Haynes
Trey Karlen
Erik Larsen
Brendan Lozupone
Hagen Nelson
Eric Ranson
Phil Sorensen
Jordan Stokes
Cory Stooksbury
Cody Terry
Dan Tobik
Nick Wilson
Matt Young

2011-12

Taylor Cox
Matt Haynes
Danny Kelley
Brendan Lozupone
Trevor Lundgrin
Sonny Mastromatteo
Alec Mills
Hagen Nelson
Jordan Owen
Dalton Potts
Carter Smith
Phil Sorensen
Jordan Stokes
Dan Tobik
Matt Young

2012-13

Isaac Armstrong
Taylor Cox
Drew Erie
Jacob Gansert
Stu Jones
Trevor Lundgrin
Hagen Nelson
Dalton Potts
Chris Ross
Carter Smith
Phil Sorensen
Jordan Stokes
Dan Tobik
Nico Zych

2013-14

Alex Boshers
Taylor Cox
Taylor Douglas
Drew Erie
Jacob Gansert
Stu Jones
Dalton Potts
Chris Ross
John Skubina
Carter Smith
Phil Sorensen
Nico Zych

UT MARTIN HALL OF FAME MEMBERS

(Year indicates when player was inducted)

- Frank Taylor (1983)
- Paul Redick (1984)
- Lionel Barrett (1985)
- George Horton (1986)
- Don Jackson (1987)
- Halladay T. Short (1989)
- Walter Glass (1991)
- Jim Swope (1992)
- Dan Bunn (1993)
- Eddy Eckert (1994)
- Jim Willis (1996)
- Richard Craven (1997)
- Ray Frame (1999)
- Jimmy Welch (2003)
- Donnie Jones (2004)
- Mike Fortune (2005)
- Greg King (2005)
- Jody Fuller (2007)
- Randy Horn (2008)
- Dick Algire (2009)
- Cliff Sturdivant (2010)
- Mike Hayes (2011)
- Mack Terry (2013)

YEARLY LEADERS

Batting Average

1976	Walter Glass	.436
1977	David Couch	.488
1983	Gary Pitman	.380
1984	Tim Pearcy	.400
1985	Richard Craven	.484
1986	Darrel Risberg	.395
1987	Roger Gum	.429
1988	Darrel Risberg	.549
1989	Scott McMackin	.416
1990	Richard Matz	.435
1991	Greg King	.402
1992	Jimmy Carey	.431
1993	Mark Ostby	.313
1994	Jimmy Carey	.432
1995	Bryan Bullington	.377
1996	Daisuke Oda	.346
1997	Erik Morgan	.331
1998	Scott Hall	.378
1999	Chuck Seymour	.331
2000	Heath Doyle	.348
2001	Brad Meadows	.342
2002	Kelly Davis	.316
2003	Brady Nighswonger	.357
2004	Bryant Jones	.425
2005	Blake Turner	.304
2006	Brett Spivy	.321
2007	Bryce Carden	.329
2008	Scott Gladstone	.316
2009	Scott Gladstone	.420
2010	Ty Nelson	.396
2011	Drew Mason	.358
2012	Jordan Owen	.332
2013	Wade Collins	.314
2014	Taylor Douglas	.341

At Bats

1983	Matt Pumo	120
1984	Mike Ramsey	105
1985	Roger Deskins	177
1986	Churchill Moore	181
1987	Churchill Moore	137
1988	Gene Jones	153
1989	Brian Henley	138
1990	Greg King	147
1991	Richard Matz	129
1992	Chris Ervin	136
1993	Kevin Barger	154
1994	Mark Buttrum	147
	Mitch Dunn	147
	Steve Gadlage	147
	Brett VanderMeeden	147
1995	Mitch Dunn	188
1996	Chad Wyatt	164
1997	Johnnie Sanfratello	166
1998	Scott Hall	180
1999	Lanier English	197
2000	Paul Slack	174
2001	Lanier English	195
2002	Adam Gibson	200
2003	Bryant Jones	184
2004	Bryant Jones	226
2005	Nick Bruner	205
2006	Zach Dean	203
2007	Lance Renton	193
2008	Scott Gladstone	196
2009	Cody Terry	213
2010	Cody Terry	228
2011	Cody Terry	228
2012	Jordan Owen	199
2013	Grant Glasser	192
2014	Taylor Douglas	179

Runs

1983	Dodd	26
1984	Mike Ramsey	27
1985	Richard Craven	74
1986	Churchill Moore	70
1987	Churchill Moore	49
1988	Darrel Risberg	40
1989	Greg McKnight	36
1990	Greg King	37
1991	Greg King	37
	Richard Matz	37
1992	Chris Ervin	47
1993	Chris Ervin	32
1994	Jimmy Carey	36
1995	Mitch Dunn	39
1996	Chad Wyatt	29
1997	Johnnie Sanfratello	37
1998	Chuck Seymour	41
1999	Chuck Seymour	41
2000	Brian Baker	38
2001	Brad Meadows	32
2002	Adam Gibson	42
2003	Brian Jordan	43
2004	Bryant Jones	55
2005	Zach Dean	37
2006	Zach Dean	31

2007	Kyle Dudley	40
2008	Scott Gladstone	37
2009	Mark Hartsfield	56
2010	Trey Karlen	61
2011	Trey Karlen	55
2012	Jordan Owen	33
2013	Grant Glasser	29
2014	Taylor Douglas	33

Hits

1983	Dodd	39
1984	Matt Pumo	41
1985	Richard Craven	74
1986	Churchill Moore	69
1987	Roger Gum	57
1988	Darrel Risberg	56
1989	Brian Henley	50
1990	Greg King	57
1991	Greg King	47
	Richard Matz	47
1992	Jimmy Carey	53
1993	Mark Ostby	45
1994	Brett VanderMeeden	47
1995	Bryan Bullington	63
1996	Daisuke Oda	55
1997	Erik Morgan	50
	Johnnie Sanfratello	50
1998	Scott Hall	68
1999	Lanier English	61
2000	Brian Baker	53
2001	Brad Meadows	55
2002	Adam Gibson	58
2003	Brady Nighswonger	65
2004	Bryant Jones	96
2005	Nick Bruner	57
2006	Zach Dean	61
2007	Kyle Dudley	62
2008	Scott Gladstone	62
2009	Scott Gladstone	84
2010	Ty Nelson	84
2011	Cody Terry	72
2012	Jordan Owen	66
2013	Grant Glasser	53
2014	Taylor Douglas	61

Doubles

1975	Walter Glass	18
1983	Chris Hicks	7
	Dodd	7
1984	Matt Pumo	9
1985	Richard Craven	16
1986	Darrel Risberg	17
1987	Roger Gum	9
1988	Mike Brown	13
1989	Kyle Coleman	15
1990	Greg King	13
1991	Danny Long	12
1992	Michael York	10
1993	Kevin Barger	12
1994	Matt Buttrum	10
	Steve Gadlage	10
	Brett VanderMeede	10
1995	Bryan Bullington	14
1996	Brad Warmath	15
1997	Johnnie Sanfratello	11
1998	Scott Hall	12
1999	Scott Hall	12
2000	Brian Baker	14
2001	Brad Meadows	14
2002	Dan Stephens	11
	Adam Gibson	11
2003	Kelly Davis	13
2004	Adam Salter	14
2005	Chris Rezakbek	11
2006	Brett Spivy	11
2007	Lance Renton	16
2008	William Blackmon	11
2009	Wes Patterson	15
2010	Trey Karlen	22
2011	Trey Karlen	19
2012	Jordan Owen	11
2013	Byron Johann	13
2014	Taylor Douglas	15

Triples

1976	Dale Horn	4
1978	Walter Glass	9
1981	Donnie Mitchell	7
1983	Chris Hicks	3
	Matt Pumo	3
1984	Rodney Patterson	3
1985	Richard Craven	3
1986	Roger Gum	4
	Matt Phillips	4
	Churchill Moore	4
1987	Churchill Moore	4
1988	Bill Glass	4
1989	Ron Harrison	2
	Gene Jones	2

	Greg McKnight	2
	Scott McMackin	2
1990	Greg King	3
1991	Richard Matz	3
1992	Hunter McLeomore	2
1993	Chris Ervin	2
1994	Steve Gadlage	4
1995	Brett Young	2
1996	Troy Crawford	2
1997	Troy Crawford	3
1998	Scott Hall	1
	Paul Slack	1
	Kirk Davison	1
1999	Lanier English	2
2000	Heath Doyle	1
	Troy Crawford	1
	Paul Slack	1
	Desmond O'Quine	1
	Michael Roof	1
2001	Lanier English	3
2002	Brian Jordan	3
2003	Dan Stephens	2
	Kelly Davis	2
2004	Bryant Jones	3
2005	Zach Dean	4
2006	Hideaki Sato	2
	Zach Dean	2
2007	Blake Turner	4
2008	Shayne Martin	2
	Mark Hartsfield	2
2009	Mark Hartsfield	3
2010	Ty Nelson	4
2011	Cody Terry	3
2012	Jordan Owen	6
2013	Brent Morris	2
2014	Taylor Cox	1
	Ben Upton	1
	Jake Deason	1
	Fletcher Johnson	1

Home Runs

1972	Don Jackson	17
1983	Jimbo Willis	10
1984	Jimbo Willis	8
1985	Jimbo Willis	14
1986	Bill Glass	2
	Tim James	2
1987	Mike Brown	1
	Bill Glass	1
	Roger Gum	1
	Andrew Joslin	1
1988	Greg Youree	1
1989	Mike Brown	8
1990	Greg Youree	6
1991	Scott McMackin	8
1992	Danny Long	6
1993	Jimmy Carey	11
1994	Mark Ostby	8
1995	Brett VanderMeeden	9
1996	Byan Bullington	11
1997	Daisuke Oda	7
1998	Erik Morgan	10
1999	Chuck Seymour	11
2000	Chuck Seymour	8
2001	Brian Baker	15
2002	Brad Meadows	7
2003	Brad Meadows	8
2004	Don Waller	8
2005	Brian Jordan	9
2006	Brett Spivy	7
2007	Brett Spivy	4
2008	Brett Spivy	8
2009	Bryce Carden	4
2010	Kyle Dudley	4
2011	Wes Patterson	10
2012	Mark Hartsfield	12
2013	Jordan Owen	18
2014	Trey Karlen	9
	Jordan Owen	8
	Wade Collins	3
	Byron Johann	3
	Taylor Douglas	7

Runs Batted In

1983	Matt Pumo	17
1984	Jimbo Willis	26
1985	Jimbo Willis	58
1986	Matt Phillips	42
1987	Roger Gum	32
	Gene Jones	32
1988	Mike Brown	43
1989	Kyle Coleman	35
1990	Greg King	40
1991	Danny Long	39
1992	Jimmy Carey	46
1993	Mark Ostby	27
1994	Brett VanderMeeder	43
1995	Bryan Bullington	44
1996	Daisuke Oda	28

1997	Erik Morgan	40
1998	Chuck Seymour	43
1999	Scott Hall	30
2000	Brian Baker	38
2001	Brad Meadows	36
2002	Adam Gibson	40
	Don Waller	40
2003	Dan Stephens	42
2004	Brett Spivy	45
2005	Nick Bruner	33
2006	Lance Renton	28
	Brett Spivy	28
	Blake Turner	28
2007	Lance Renton	34
2008	Wes Patterson	29
	Miles Hartsfield	29
	William Blackmon	29
2009	Miles Hartsfield	52
2010	Wes Patterson	64
2011	Trey Karlen	46
2012	Jordan Owen	28
2013	Wade Collins	25
2014	Taylor Douglas	29

Total Bases

1983	Jimbo Willis	72
1984	Jimbo Willis	56
1985	Richard Craven	126
1986	Churchill Moore	88
1987	Roger Gum	71
1988	Mike Brown	92
1989	Kyle Coleman	75
1990	Greg King	88
1991	Danny Long	79
1992	Jimmy Carey	90
1993	Mark Ostby	76
1994	Brett VanderMeeden	86
1995	Bryan Bullington	112
1996	Daisuke Oda	92
1997	Erik Morgan	86
1998	Scott Hall	88
1999	Chuck Seymour	88
2000	Brian Baker	110
2001	Brad Meadows	90
2002	Adam Gibson	85
2003	Brady Nighswonger	95
2004	Bryant Jones	133
2005	Zach Dean	74
2006	Zach Dean	84
2007	Kyle Dudley	89
2008	Will Blackmon	82
2009	Mark Hartsfield	131
2010	Trey Karlen	145
2011	Trey Karlen	114
2012	Jordan Owen	113
2013	Grant Glasser	71
2014	Taylor Douglas	97

Slugging Percentage

1983	Jimbo Willis	.673
1984	Jimbo Willis	.675
1985	Richard Craven	.818
1986	Darrel Risberg	.522
1987	Roger Gum	.534
1988	Mike Brown	.730
1989	Scott McMackin	.652
1990	Greg King	.599
1991	Danny Long	.647
1992	Jimmy Carey	.732
1993	Mark Ostby	.528
1994	Brett VanderMeeden	.585
1996	Daisuke Oda	.579
1997	Erik Morgan	.570
1998	Chuck Seymour	.608
1999	Chuck Seymour	.550
2000	Brian Baker	.636
2001	Brad Meadows	.559
2002	Don Waller	.510
2003	Luke Parham	.667
2004	Bryant Jones	.588
2005	Zach Dean	.409
2006	Brett Spivy	.577
2007	Blake Turner	.486
2008	Wes Patterson	.602
2009	Miles Hartsfield	.639
2010	Trey Karlen	.671
2011	Phil Sorensen	.537
2012	Jordan Owen	.568
2013	Wade Collins	.488
2014	Taylor Douglas	.542

Walks

1983	Jimbo Willis	20
1984	Roger Deskins	18
1985	Richard Craven	40
1986	Darrel Risberg	28
1987	Churchill Moore	25
1988	Mike Brown	32
1989	William Bradford	26

1990	Danny Long	19
	Greg McKnight	19
	Scott McMackin	19
1991	Greg King	20
1992	Jimmy Carey	25
1993	Chris Ervin	23
1994	Jimmy Carey	13
1995	Randall Harvey	25
1996	Randall Harvey	26
1997	Paul Slack	27
1998	Chuck Seymour	34
1999	Paul Slack	28
2000	Paul Slack	21
2001	Joe Ayers	22
2002	Adam Gibson	21
2003	Hunter Hart	35
2004	Hunter Hart	28
2005	Brian Berryman	25
2006	Blake Turner	25
2007	Chad Green	30
2008	Kyle Dudley	20
2009	Wes Patterson	29
2010	Trey Karlen	31
2011	Chase Okey	41
2012	Chase Okey	26
	Grant Glasser	26
2013	Grant Glasser	19
2014	Chase Young	32

YEARLY LEADERS

<u>Putouts</u>		
1984	Randy Nolen	156
1985	Tim Percy	343
1987	Tim Percy	296
1988	Kyle Coleman	289
1989	Kyle Coleman	287
1992	Michael York	276
1993	Hunter McLemore	345
1994	Chris Clapper	204
1995	Bryan Bullington	340
1996	Scott VanNeste	217
1997	Chad Pritchett	147
1998	Chuck Seymour	336
1999	Chuck Seymour	362
2000	Joe Ayers	314
2001	Joe Ayers	292
2002	Don Waller	260
2003	Brian Jordan	362
2004	Brian Berryman	331
2005	Brian Berryman	309
2006	Jason Hockaday	357
2007	Scott McLean	326
2008	Wes Patterson	229
2009	Wes Patterson	275
2010	Wes Patterson	413
2011	Wes Patterson	376
2012	Phil Sorensen	338
2013	Wade Collins	263
2014	Phil Sorensen	212

<u>Assists</u>		
1984	Rodney Patterson	156
1985	Roger Deskins	149
1987	Roger Gum	97
1988	Gene Jones	92
1989	Brian Henley	67
1992	Chris Ervin	97
1993	Chris Ervin	141
1994	Brett VanderMeeden	119
1995	Brett Young	153
1996	Chad Wyatt	123
1997	Kyle Hodge	103
1998	Kyle Hodge	109
1999	Brad Smith	123
2000	Pual Slack	96
2001	Bryant Jones	107
2002	Brady Nighswonger	110
2003	Brady Nighswonger	107
2004	Bryant Jones	121
2005	Jason Moore	155
2006	Lance Renton	149
2007	Chad Green	110
2008	Scott Gladstone	133
2009	Scott Gladstone	134
2010	Cody Terry	164
2011	Cody Terry	172
2012	Sonny Mastromatteo	145
2013	Sonny Mastromatteo	125
	Nico Zych	125
2014	Jake Deason	116

<u>Fielding Percentage</u>		
1984	Gary Pitman	.985
1985	Tim Percy	.989
1987	Joey Johnson	1.000
1988	Darrel Risberg	.985
1989	Kyle Coleman	.994
1992	Michael York	.993
1993	Hal Williams	1.000
1994	Travis Walters	.987
1995	Randall Harvey	.976
1996	Skipper McGill	.995
1997	Johnnie Sanfratello	.979
1998	Chuck Seymour	.986
1999	Scott Hall	.980
2000	Heath Doyle	.983
2001	Lanier English	1.000
2002	Adam Gibson	.977
2003	Ryan Bethel	.989
2004	Scott McLean	1.000
2005	Blake Turner	1.000
2006	Bryan Harvey	1.000
2007	Blake Turner	1.000
2008	Chris Sisk	1.000
2009	Jordan Owen	1.000
2010	Ty Nelson	.995
2011	Wes Patterson	.992
2012	Grant Glasser	1.000
2013	Ben Brewer	.985
2014	Fletcher Johnson	1.000

<u>Earned Run Average</u>		
1983	Russ Hopper	2.45
1984	Mike Prather	2.47
1985	Bruce Beckman	3.81
1986	Frank Perez	3.65
1987	Frank Glover	0.96
1988	Mike McSwain	1.72
1989	Mike McSwain	2.76

1990	Terry Jackson	2.71
1991	Barry Hamilton	3.34
1992	Chad Harrell	2.08
1993	David Strange	4.09
1994	Jeff Graves	2.45
1995	Brad VanderMeeden	3.05
1996	Michael Blount	3.21
1997	Jason Alford	3.05
1998	Jody Fuller	5.82
1999	T. J. Allen	4.30
2000	Bobby Alford	4.70
2001	Bobby Alford	3.60
2002	Brad Meadows	2.82
2003	Justin Bryant	5.43
2004	Ben Meador	5.96
2005	Scott Massey	3.86
2006	Eric Walker	3.70
2007	Travis Webb	4.02
2008	Calen Sutton	4.92
2009	Travis Webb	4.74
2010	Dan Tobik	3.63
2011	Dan Tobik	5.64
2012	Dan Tobik	2.78
2013	Stu Jones	3.18
2014	John Houston	2.18

<u>Wins</u>		
1983	Kevin Tuck	6
1984	Mike Prather	6
1985	Bruce Beckman	7
1986	Mike Hayes	9
1987	Wes Hicks	5
1988	Randy Coffman	7
1989	Randy Coffman	6
1990	David White	7
1991	Shannon Haggard	4
1992	Shannon Haggard	7
1993	David Strange	8
1994	David Strange	3
	Brad Dyer	3
1995	Brian Rosbury	4
1996	Michael Blount	5
1997	Michael Blount	4
1998	Michael Blount	5
1999	Wesley Freeman	5
2000	Heath Doyle	5
2001	Brad Meadows	4
2002	T. J. Allen	5
2003	Justin Bryant	5
2004	Ben Meador	5
2005	Scott Massey	3
	Justin Bryant	3
2006	Chadwick Cameron	4
	Ryan Rockholt	4
2007	Ryan Rockholt	4
	Chadwick Cameron	4
2008	Calen Sutton	4
2009	Coty Green	4
2010	Coty Green	9
2011	Alec Mills	7
2012	Alec Mills	4
2013	Dalton Potts	4
2014	John Houston	3

<u>Appearances</u>		
1983	Mike Prather	11
1984	Martin Newby	11
1985	Russ Hopper	16
1986	Frank Perez	19
1987	Frank Perez	16
1988	Frank Glover	21
1989	Randy Coffman	13
	Keith Domino	13
1990	David White	14
1991	Mike Eatherly	14
1992	Shannon Haggard	12
	Brad Dyer	12
1993	Curt Lee	20
1994	Tim Frye	17
1995	Brian Rosbury	17
	Jody Fuller	17
1996	Jody Fuller	20
1997	Jay Lasley	20
1998	Jason Alford	17
1999	Ed Gover	24
2000	Heath Doyle	21
2001	Brad Meadows	20
2002	Jason Venzel	23
2003	Dustin Summers	25
2004	Dustin Summers	30
2005	Dustin Summers	28
	Micky Dobson	28
2006	Chadwick Cameron	25
2007	Travis Webb	28
2008	Lin Cates	22
2009	Drew Flaniken	27
2010	Drew Flaniken	28
2011	Alec Mills	30
2012	Dan Tobik	27

2013	Chris Ross	19
	Trevor Lundgrin	19
2014	John Houston	23

<u>Complete Games</u>		
1983	Mike Prather	5
1984	Mike Prather	5
1985	Martin Newby	7
1986	Mike Hayes	7
1987	Randy Chism	3
1988	John Daniels	5
	Randy Coffman	5
1989	Randy Coffman	4
1990	Terry Jackson	6
1991	Shannon Haggard	4
1992	Mike Eatherly	5
1993	Chris Payne	5
1994	Chris Payne	5
1995	Brian Rosbury	5
1996	Michael Blount	4
1997	Michael Blount	3
1998	Jody Fuller	7
1999	Wesley Freeman	7
2000	Heath Doyle	4
2001	Jason Sullivan	7
2002	Brad Meadows	3
	Jason Sullivan	3
	T. J. Allen	3
2003	Donnie Corey	4
2004	Ben Meador	2
2005	Scott Massey	4
2006	Jacob Smothers	3
2007	William Blackmon	1
	Eric Walker	1
	Adam Ledlow	1
2008	Calen Sutton	3
2009	Coty Green	4
2010	Coty Green	1
2011	None	N/A
2012	None	N/A
2013	None	N/A
2014	Alex Martin	1

<u>Shutouts</u>		
1983	Curtis Gardner	1
	Mike Prather	1
	Kevin Tuck	1
1984	Mike Hayes	2
1985	Martin Newby	3
1986	Mike Hayes	1
	John Fowler	1
	David Morris	1
	Frank Glover	1
1987	Frank Perez	4
1988	John Daniels	2
1989	Randy Coffman	2
	Keith Domino	2
1990	Terry Jackson	1
	Mike McSwain	1
1991	James Skinner	1
1992	Chad Harrell	3
1993	Chris Payne	1
1994	Chris Payne	1
1995	Trent Latta	1
1996	Michael Blount	2
1997	Chris Meyer	1
	Michael Blount	1
1998	Jody Fuller	1
1999	Wesley Freeman	1
2000	None	N/A
2001	None	N/A
2002	Brad Meadows	1
	T. J. Allen	1
2003	None	N/A
2004	None	N/A
2005	None	N/A
2006	Derek Link	1
2007	None	N/A
2008	Calen Sutton	1
2009	None	N/A
2010	None	N/A
2011	None	N/A
2012	None	N/A
2013	None	N/A
2014	None	N/A

<u>Saves</u>		
1983	Mike Prather	2
1984	Russ Hopper	2
1985	Russ Hopper	4
1986	Frank Perez	4
1987	Frank Perez	4
1988	John Daniels	2
1989	Terry Jackson	1
	David White	1
1990	Charles McClain	1
	David White	1
1991	Mike Eatherly	1
1992	Steve Jett	3

1993	Curt Lee	2
1994	Curt Lee	2
	Tim Frye	2
1995	Trent Latta	1
	Michael Blount	1
	Brian Rosbury	1
	Jody Fuller	1
1996	Chad McDowell	2
	Jody Fuller	2
1997	Jay Lasley	3
1998	Jody Fuller	2
1999	Ed Gover	2
2000	Luke Rogers	2
2001	Brad Meadows	1
	Casey Bevis	1
2002	Jason Venzel	3
2003	Dustin Summers	1
	Brett Hall	1
	Scott Massey	1
2004	Adam Ledlow	3
2005	Dustin Summers	3
2006	Chadwick Cameron	6
2007	Chadwick Cameron	2
2008	Wes Patterson	4
2009	Drew Flaniken	2
2010	Wes Alsup	7
2011	Alec Mills	3
2012	Dan Tobik	5
2013	Stu Jones	4
2014	John Houston	4

<u>Innings Pitched</u>		
1983	Mike Prather	46.0
1984	Mike Prather	51.0
1985	Bruce Beckman	78.0
1986	Mike Hayes	78.1
1987	Wes Hicks	56.1
1988	Wes Hicks	77.0
1989	Terry Jackson	56.2
1990	Terry Jackson	67.0
1991	Shannon Haggard	46.0
1992	Shannon Haggard	63.2
1993	David Strange	83.2
1994	Chris Payne	70.1
1995	Brian Rosbury	96.0
1996	Michael Blount	67.1
1997	Jody Fuller	74.0
1998	Jody Fuller	85.0
1999	Wesley Freeman	107.1
2000	Heath Doyle	90.0
2001	Brad Meadows	83.1
2002	Jason Sullivan	96.0
2003	Donnie Corey	65.0
2004	Ben Meador	83.0
2005	Scott Massey	86.1
2006	Adam Ledlow	89.2
2007	Eric Walker	73.2
2008	Calen Sutton	71.1
2009	Coty Green	94.0
2010	Coty Green	87.2
2011	Dan Tobik	91.0
2012	Alec Mills	89.0
2013	Dalton Potts	62.2
2014	Alex Martin	68.0

<u>Strikeouts</u>		
1983	Mike Prather	43
1984	Mike Prather	37
1985	Bruce Beckman	61
1986	Mike Hayes	59
1987	Wes Hicks	52
1988	Wes Hicks	67
1989	Terry Jackson	39
1990	Charles McClain	57
1991	Shannon Haggard	31
1992	Shannon Haggard	47
1993	David Strange	64
1994	David Strange	55
1995	Brian Rosbury	51
1996	Jody Fuller	51
1997	Jody Fuller	66
1998	Jody Fuller	118
1999	Wesley Freeman	72
2000	Heath Doyle	63
2001	Brad Meadows	67
2002	Jason Sullivan	59
2003	Donnie Corey	54
2004	Ben Meador	68
2005	Scott Massey	54
2006	Ryan Rockholt	53
2007	William Blackmon	64
2008	Eric Walker	44
2009	Coty Green	70
2010	Coty Green	64
2011	Dan Tobik	67
2012	Alec Mills	74
2013	Dan Tobik	71
2014	Alex Boshers	50

TEAM RECORDS

GAMES PLAYED

1. 2011 Team	56
2. 2010 Team	55
2007 Team	55
2006 Team	55
2005 Team	55
1999 Team	55

HOME RUNS

1. 2010 Team	75
2. 2009 Team	57
3. 1975 Team	42
4. 2008 Team	38
5. 2003 Team	37
2000 Team	37

STOLEN BASES

1. 1986 Team	123
2. 1989 Team	104
3. 1987 Team	96
4. 1980 Team	86
5. 2010 Team	84

VICTORIES

1. 1985 Team	36
2. 1992 Team	31
3. 1986 Team	30
1971 Team	30
5. 1988 Team	26
1981 Team	26

RUNS ALLOWED

1. 2008 Team	480
2. 2004 Team	479
3. 2012 Team	456
4. 2001 Team	455
5. 2011 Team	453

BATTING AVERAGE

1. 1985 Team	.357
2. 1989 Team	.344
3. 1981 Team	.339
4. 1992 Team	.337
5. 1990 Team	.332

RUNS BATTED IN

1. 2010 Team	347
1985 Team	347
3. 1986 Team	346
4. 2009 Team	322
5. 2003 Team	300

RUNS PER GAME

1. 1981 Team	8.03
2. 1985 Team	7.68
3. 1992 Team	7.46
4. 1980 Team	7.30
5. 1987 Team	7.15
1986 Team	7.15

EARNED RUN AVERAGE

1. 1968 Team	2.53
2. 1980 Team	2.97
3. 1992 Team	3.42
4. 1981 Team	3.47
5. 1988 Team	3.80

HOME RUNS ALLOWED

1. 2009 Team	83
2. 2001 Team	75
3. 2004 Team	74
4. 2002 Team	64
5. 1999 Team	62

AT BATS

1. 2011 Team	1910
2. 2010 Team	1901
3. 2012 Team	1844
4. 2006 Team	1810
5. 2007 Team	1809

TOTAL BASES

1. 2010 Team	933
2. 2009 Team	865
3. 2004 Team	737
4. 1985 Team	735
5. 2011 Team	734

HITS PER GAME

1. 2009 Team	11.22
2. 2010 Team	10.53
3. 1985 Team	10.16
4. 2003 Team	10.12
5. 1986 Team	9.88

SAVES

1. 2010 Team	11
2. 2006 Team	8
3. 2011 Team	6
2009 Team	6
2008 Team	6
2005 Team	6
1986 Team	6
1985 Team	6

WILD PITCHES

1. 2000 Team	61
2. 1995 Team	59
3. 2001 Team	55
4. 2013 Team	51
5. 2010 Team	49

RUNS SCORED

1. 1985 Team	384
2. 2010 Team	380
3. 1986 Team	343
4. 2009 Team	342
5. 2011 Team	330
2003 Team	330

SLUGGING PERCENTAGE

1. 1981 Team	.540
2. 1985 Team	.517
3. 1988 Team	.512
4. 1992 Team	.495
5. 2010 Team	.491

PUTOUTS

1. 2011 Team	1417
2. 2012 Team	1394
3. 2010 Team	1393
4. 2006 Team	1371
5. 2007 Team	1355

LOSSES

1. 2001 Team	46
2. 2005 Team	43
3. 2014 Team	42
3. 2012 Team	41
2008 Team	41

EARNED RUNS

1. 2004 Team	418
2. 2000 Team	385
3. 2008 Team	381
4. 2010 Team	373
5. 2011 Team	368

HITS

1. 2010 Team	579
2. 2009 Team	572
3. 2004 Team	529
4. 2011 Team	522
5. 1985 Team	508

BASE ON BALLS

1. 1985 Team	230
2. 1987 Team	207
3. 2007 Team	205
4. 2003 Team	204
5. 2011 Team	199

ASSISTS

1. 2011 Team	572
2. 1995 Team	559
3. 2012 Team	557
4. 2010 Team	555
5. 2006 Team	554

COMPLETE GAMES

1. 1976 Team	25
2. 1985 Team	23
3. 1992 Team	20
4. 1990 Team	19
1989 Team	19
1988 Team	19

HIT BATSMEN

1. 2013 Team	88
2. 2010 Team	83
3. 2012 Team	72
4. 2000 Team	68
5. 2009 Team	67
2008 Team	67

DOUBLES

1. 2010 Team	115
2. 2003 Team	107
3. 2011 Team	103
4. 1999 Team	102
5. 2009 Team	100

HIT BY PITCH

1. 2010 Team	60
2. 2011 Team	56
3. 2012 Team	53
4. 2002 Team	50
5. 2014 Team	47

ERRORS

1. 2002 Team	120
2. 2001 Team	119
3. 2003 Team	118
1999 Team	118
5. 2008 Team	110

INNINGS PITCHED

1. 2011 Team	472.1
2. 2012 Team	464.2
3. 2010 Team	464.1
4. 2006 Team	457.0
5. 2007 Team	451.2

WALKS

1. 2008 Team	250
2. 2014 Team	245
3. 1995 Team	244
4. 2007 Team	237
5. 2000 Team	228

TRIPLES

1. 1976 Team	26
2. 1980 Team	20
3. 1981 Team	18
4. 1986 Team	16
5. 2012 Team	15

STRIKEOUTS

1. 2014 Team	442
2. 2012 Team	434
3. 2010 Team	415
4. 2013 Team	391
5. 2005 Team	384

FIELDING PERCENTAGE

1. 2009 Team	.966
2. 2006 Team	.965
3. 1984 Team	.961
4. 1996 Team	.959
5. 1975 Team	.958

HITS ALLOWED

1. 2004 Team	689
2. 2010 Team	669
3. 2011 Team	668
4. 2007 Team	636
5. 2012 Team	626

STRIKEOUTS

1. 2013 Team	364
2. 2012 Team	346
3. 2010 Team	337
4. 2007 Team	329
5. 2002 Team	316

TEAM RECORDS

MISCELLANEOUS TEAM RECORDS

Opening game records	19-24
Most consecutive wins to open season	7, 1979
Most consecutive wins	16, 1985
Most consecutive losses to open season	10, 1993
Most consecutive losses	13, 2013
Most consecutive home wins	16, 1989
Most consecutive home losses	14, 2000 and 2005
Most consecutive road wins	7, Several Tied
Most consecutive road losses	16, 2006
Best slugging percentage	1.224, Don Jackson, 1972
Most consecutive hits	8, Roger Gum vs. Bethel (DH), 1987
Most consecutive strikeouts (pitcher)	10, Joe Kuchar vs. Union, 1972
Most consecutive home runs in a game	3, Gary Barfield vs. Christian Brothers, 1991
Most consecutive strikeouts to start game	10 vs. Lawrence, 1972
Most times hit by a pitcher in a season	60, 2010
Lowest fielding percentage in a season	.922, 1976

TEAM OFFENSIVE RECORDS

Inning Records

Most hits	8 at Austin Peay, May 12, 2014
	8 at Eastern Kentucky, April 22, 2011
	8 at Morehead State, 2005
Most runs	11 vs. Chicago State, 1997
Most home runs	4 vs. Jacksonville State, 2010
Most stolen bases	4, twice, 1986

Game Records

Most at bats	.72 vs. Rhodes College, 1985
Most hits	28 vs. Berea College, 2003
Most runs	32 vs. Berea College, 2003
Most doubles	.9 vs. Murray State, 2003
Most triples	.3 vs. Memphis, April 22, 2009
	.3 vs. Harding, April 6, 2004
Most home runs	7 at Tennessee Tech, April 25, 2009
Most runs batted in	30 vs. Berea College, 2003
Most stolen bases	7 (twice), 1986
Most walks	16 vs. Christian Brothers, 1991
Most strikeouts	18 vs. Morehead State, 1999
Most left on base	17 vs. Austin Peay, May 20, 2011

TEAM PITCHING RECORDS

Inning Records

Most runs allowed	19 at Belmont, May 11, 2011
Most earned runs allowed	19 at Belmont, May 11, 2011
Most home runs allowed	4 at Belmont, May 11, 2011

Game Records

Most runs allowed	30 vs. Eastern Illinois, April 11, 2009*
Most earned runs allowed	30 vs. Eastern Illinois, April 11, 2009*
Most hits allowed	30 vs. Eastern Illinois, April 11, 2009*
Most home runs allowed	9 vs. Eastern Illinois, April 11, 2009*
Most walks	.15 at Kentucky, 2007
	.15 vs. Bradley, 2004
	.15 at Arkansas-Little Rock, 2003
Most strikeouts	21 vs. Washington University, 1972
	21 vs. Arkansas-Little Rock, 2002

*Game was forfeited by Eastern Illinois

TEAM FIELDING RECORDS

Game Records

Most putouts	.39 vs. Tennessee Tech, 2010
	.39 at Samford, 2006
	.39 vs. Martin Methodist, 2002
Most assists	21 vs. Northern Illinois, 2001
Most errors	9 vs. Illinois-Chicago, 2002
Most double plays	.4 vs. Tennessee Tech, 2003
	.4 at Morehead State, 2008

INDIVIDUAL OFFENSIVE RECORDS

Game Records

Most at bats	7 on six occasions;
	last: Trey Karlen vs. Tennessee Tech, 2010
Most hits	6, Scott McLean vs. Lipscomb, 2007
Most runs	6, Trey Karlen vs. Cleveland State, 2010
	6, Chad Wyatt vs. Louisville, 1995
	6, Scott McLean vs. Lipscomb, 2007
Most doubles	3, Several Tied
Most triples	2, Several Tied
Most home runs	3, Gary Barfield vs. CBU, 1991
	3, Chad Wyatt vs. Louisville, 1995
Most runs batted in	8 on three occasions;
	last: Was Patterson vs. Cleveland State, 2010
Most stolen bases	4, Churchill Moore (2) vs. Union, 1986
Most walks	7, Ricky Harris vs. Lambuth, 1977
Most strikeouts	5, Nick Molina at Austin Peay, 2014
Hit by pitch most	3, Ryan Bethel vs. Bethel, 2002
	3, Bart Hammack vs. Illinois-Chicago, 2002
Most total bases	14, Chad Wyatt vs. Louisville, 1995
Most extra-base hits	3, Several Tied
Most sacrifice hits	3, Several Tied
Most sacrifice flies	2, Several Tied

INDIVIDUAL PITCHING RECORDS


Game Records

Most innings pitched	12, Eddy Eckert, 1968
Most strikeouts	19, Eddy Eckert vs. Lambuth, 1969
Most walks	10, John Fowler vs. TSU, 1986
Most runs allowed	12, Several Tied
Most earned runs	11, Jimmy Gann at Kentucky, 2007
	11, Justin Bryant at Morehead State, 2004
	11, Brad Meadows vs. Morehead State, 2001
Most hits	15, on two occasions
Consecutive wild pitches	2, Several Tied
Consecutive home runs allowed	2, Several Tied

INDIVIDUAL FIELDING RECORDS

Game Records

Most putouts	.21, Ryan Bethel vs. Ark.-Little Rock, 2002
Most assists	.9, Sonny Mastromatteo at Murray State, 2012
	.9, Cody Terry vs. Belmont, 2010
Most errors	4, Several Tied



Wes Patterson enjoyed an outstanding day on March 20, 2010 against Cleveland State, when he tied a school record with eight runs batted in in a 20-11 Skyhawk victory.

SEASON RECORDS

GAMES PLAYED

1. Cody Terry	56	2011
2. Chase Okey	55	2011
Cory Stooksbury	55	2011
Ty Nelson	55	2010
Trey Karlen	55	2010
Jordan Owen	55	2010
Cody Terry	55	2010
Cory Stooksbury	55	2010
Lanier English	55	1999
Brad Smith	55	1999

BATTING AVERAGE

1. David Couch	.488	1977
2. Richie Craven	.484	1985
3. Walter Glass	.436	1976
4. Richard Matz	.435	1990
5. Jimmy Carey	.431	1994
6. Roger Gum	.429	1987
7. Bryant Jones	.425	2004
8. Scott Gladstone	.420	2009
9. Ricky Jackson	.416	1985
Scott McMackin	.416	1989

AT BATS

1. Cody Terry	228	2011
Cody Terry	228	2010
3. Bryant Jones	226	2004
4. Trey Karlen	222	2011
5. Trey Karlen	216	2010
6. Jordan Owen	215	2010
7. Cody Terry	213	2009
Hunter Hart	213	2004
9. Ty Nelson	212	2010
Mark Hartsfield	212	2009

RUNS SCORED

1. Richard Craven	74	1985
2. Churchill Moore	70	1986
3. Trey Karlen	61	2010
4. Jim Willis	58	1985
5. Mark Hartsfield	56	2009
6. Trey Karlen	55	2011
Bryant Jones	55	2004
8. Ty Nelson	53	2010
9. Roger Gum	52	1986
10. Cody Terry	51	2010

HITS

1. Bryant Jones	96	2004
2. Ty Nelson	84	2010
Scott Gladstone	84	2009
4. Mark Hartsfield	79	2009
5. Trey Karlen	77	2010
Miles Hartsfield	77	2009
7. Cody Terry	74	2010
Richard Craven	74	1985
9. Cody Terry	72	2011
10. Jordan Owen	70	2010

DOUBLES

1. Trey Karlen	22	2010
2. Ty Nelson	20	2010
3. Trey Karlen	19	2011
4. Walter Glass	18	1985
5. Darrel Risberg	17	1986
6. Richard Craven	16	1985
Lance Renton	16	2007
8. Taylor Douglas	15	2014
Cody Terry	15	2011
Phil Sorensen	15	2011
Cody Terry	15	2010
Wes Patterson	15	2010

Brad Warmath	15	1996
Kyle Coleman	15	1989

TRIPLES

1. Walter Glass	9	1978
2. Donnie Mitchell	7	1981
3. Jordan Owen	6	2012
4. Ty Nelson	4	2010
Blake Turner	4	2007
Zach Dean	4	2005
Steve Gadlage	4	1994
Bill Glass	4	1988
Churchill Moore	4	1987
Roger Gum	4	1986
Churchill Moore	4	1986
Matt Phillips	4	1986
David Smith	4	1980
Dale Horn	4	1976

HOME RUNS

1. Jordan Owen	18	2010
2. Don Jackson	17	1972
3. Wes Patterson	15	2010
Brian Baker	15	2000
5. Trey Karlen	14	2010
Jim Willis	14	1985
7. Mark Hartsfield	12	2009
8. Wes Patterson	11	2009
Chuck Seymour	11	1998
Bryan Bullington	11	1995
Jimmy Carey	11	1992

RUNS BATTED IN

1. Wes Patterson	64	2010
2. Jim Willis	58	1985
3. Cody Terry	55	2010
4. Miles Hartsfield	52	2009
5. Jordan Owen	51	2010
6. Wes Patterson	47	2009
7. Trey Karlen	46	2011
Jimmy Carey	46	1992
9. Ty Nelson	45	2010
Trey Karlen	45	2010
Brett Spivy	45	2004

TOTAL BASES

1. Trey Karlen	145	2010
2. Jordan Owen	138	2010
3. Ty Nelson	136	2010
4. Bryant Jones	133	2004
5. Mark Hartsfield	131	2009
6. Wes Patterson	126	2010
Richard Craven	126	1985
8. Miles Hartsfield	124	2009
9. Cody Terry	116	2010
10. Trey Karlen	114	2011
Scott Gladstone	114	2009

SLUGGING PERCENTAGE

1. Richard Craven	.818	1985
2. Jim Willis	.748	1985
3. Donnie Mitchell	.743	1981
4. Jimmy Carey	.732	1992
5. Mike Brown	.730	1988
6. Jim Willis	.673	1983
7. Trey Karlen	.671	2010
Bryan Bullington	.671	1995
9. Gary Slayden	.670	1982
10. Wes Patterson	.656	2010

BASE ON BALLS

1. Chase Okey	41	2011
2. Richard Craven	40	1985

3. Hunter Hart	35	2003
4. Chuck Seymour	34	1998
5. Chase Young	32	2014
Mike Brown	32	1988
7. Trey Karlen	31	2010
7. Kelly Davis	30	2003
Michael York	30	1991
Chad Green	30	2007

HIT BY PITCH

1. Bart Hammock	16	2001
2. Jordan Owen	15	2012
3. Brad Smith	14	1999
4. Trey Karlen	13	2010
5. Chase Okey	12	2011
Brian Jordan	12	2003
Bart Hammock	12	2002
Steve Gadlage	12	1994
9. Greg McKnight	11	1989
10. Cody Terry	10	2010

STRIKEOUTS

1. Trey Karlen	56	2010
2. Brett Spivy	55	2005
3. Brian Baker	54	2000
4. Cory Stooksbury	53	2010
5. Grant Glasser	52	2012
Zach Dean	52	2005
7. Wes Patterson	49	2010
Jordan Owen	49	2010
9. Chase Young	48	2014
Matt Haynes	48	2013

STOLEN BASES

1. Churchill Moore	65	1986
2. Churchill Moore	33	1987
3. Trey Karlen	30	2010
4. Walter Glass	28	1976
5. Brian Henley	24	1989
6. Stanley Click	23	1988
7. Trey Karlen	21	2011
8. Chad Green	20	2007
9. Ty Nelson	19	2010
10. Bryant Jones	18	2004
Greg McKnight	18	1989

PUTOUTS

1. Wes Patterson	413	2010
2. Wes Patterson	376	2011
3. Chuck Seymour	362	1999
Brian Jordan	362	2003
5. Jason Hockaday	357	2006
6. Hunter McLeomore	345	1993
7. Tim Percy	343	1985
8. Ty Nelson	341	2010
9. Bryan Bullington	340	1995
10. Phil Sorensen	338	2012

ASSISTS

1. Cody Terry	172	2011
2. Cody Terry	164	2010
3. Cody Terry	157	2009
4. Jason Moore	155	2005
5. Brett Young	153	1995
6. Lance Renton	149	2006
Roger Deskins	149	1985
8. Sonny Mastromatteo	145	2012
9. Chris Ervin	141	1993
10. Chad Wyatt	140	1995

ERRORS

1. Bryant Jones	31	2001
2. Jason Moore	27	2005

3. Bryant Jones	23	2002
Paul Slack	23	1998
Chad Wyatt	23	1995
6. Cody Terry	22	2011
Trey Karlen	22	2010
Jimmy Davis	22	1988
Shayne Martin	22	2008
10. Desmond O'Quine	21	2000

PITCHING

VICTORIES

1. Coty Green	9	2010
Mike Hayes	9	1986
3. David Strange	8	1993
Ray Frame	8	1968
5. Alec Mills	7	2011
Mike Eatherly	7	1992
Shannon Haggard	7	1992
David White	7	1990
Randy Coffman	7	1988
Bruce Beckman	7	1985
Larry White	7	1981
Mike Bennett	7	1980

EARNED RUN AVERAGE

1. Larry White	0.41	1981
2. Frank Glover	0.96	1987
3. Ray Frame	1.17	1968
4. Craig Rogers	1.25	1980
5. Craig Rogers	1.41	1981
6. Bill Ridings	1.58	1980
7. Mike Bennett	1.63	1980
8. Mike McSwain	1.72	1988
9. Jeff Kelley	1.86	1980
10. Mike Williams	2.04	1976

APPEARANCES

1. Alec Mills	30	2011
Dustin Summers	30	2004
3. Drew Flaniken	28	2010
Travis Webb	28	2007
Dustin Summers	28	2005
Micky Dobson	28	2005
7. Dan Tobik	27	2012
Drew Flaniken	27	2009
9. Chadwick Cameron	25	2006
Dustin Summers	25	2003

GAMES STARTED

1. Wesley Freeman	17	1999
2. Dan Tobik	15	2011
Danny Kelley	15	2011
Coty Green	15	2010
Adam Ledlow	15	2006
Jason Venczel	15	2001
Brian Rosbury	15	1995
8. Alec Mills	14	2012
Coty Green	14	2009
Jacob Smothers	14	2006
Ryan Rockholt	14	2006
Ben Meador	14	2004

MOST WALKS ALLOWED

1. Bret Fanning	65	1995
2. Ryan Rockholt	55	2006
3. Alex Martin	51	2014
Wesley Freeman	51	1999
5. Jason Venczel	46	2001
Jody Fuller	46	1998
7. Jody Fuller	44	1995
8. Heath Doyle	43	2000

Josh Carter	43	2000
John Daniel	43	1988

STRIKEOUTS

1. Jody Fuller	118	1998
2. Alec Mills	74	2012
3. Wesley Freeman	72	1999
4. Dan Tobik	71	2013
5. Coty Green	70	2009
6. Ben Meador	68	2004
7. Dan Tobik	67	2011
Brad Meadows	67	2001
Wes Hicks	67	1988
Ray Frame	67	1968

COMPLETE GAMES

1. Danny Mitchell	8	1976
2. Jason Sullivan	7	2001
Wesley Freeman	7	1999
Jody Fuller	7	1998
Mike Hayes	7	1986
Martin Newby	7	1985
Tommy Glass	7	1976
8. Terry Jackson	6	1990
Alan Reynolds	6	1982
10. Brian Rosbury	5	1995
Chris Payne	5	1993
Mike Eatherly	5	1992
Randy Coffman	5	1988
John Daniel	5	1988
Bruce Beckman	5	1985
Wade Freeman	5	1985
Mike Prather	5	1984
Mike Prather	5	1983
Bruce Wyatt	5	1981

INNINGS PITCHED

1. Wesley Freeman	107.1	1999
2. Jason Sullivan	96.0	2002
Brian Rosbury	96.0	1995
4. Coty Green	94.0	2009
5. Dan Tobik	91.0	2011
6. Heath Doyle	90.0	2000
7. Adam Ledlow	89.2	2006
8. Alec Mills	89.0	2012
9. Coty Green	87.2	2010
10. Scott Massey	86.1	2005

SAVES

1. Wes Alsup	7	2010
2. Chadwick Cameron	6	2006
3. Dan Tobik	5	2012
Ray Frame	5	1968
5. John Houston	4	2014
Stu Jones	4	2013
Wes Patterson	4	2008
Frank Perez	4	1987
Frank Perez	4	1986
Russ Hopper	4	1985

*Records are based upon all available statistics at the time of printing. All seasons at the Division-I level (1993-present) are fully represented.

CAREER RECORDS

GAMES PLAYED

1. Jordan Owen	204	2009-12
2. Cody Terry	199	2008-11
3. Douglas Nicodemus	195	2003-07
4. Bryant Jones	191	2001-04
5. Wes Patterson	188	2008-11
6. Paul Slack	183	1997-00
7. Lanier English	182	1998-01
8. Adam Gibson	178	1999-02
9. Brian Jordan	174	1999-03
10. Bill Glass	169	1984-88

AT BATS

1. Cody Terry	750	2008-11
2. Jordan Owen	742	2009-12
3. Wes Patterson	656	2008-11
4. Bryant Jones	651	2001-04
5. Lanier English	626	1998-01
6. Douglas Nicodemus	622	2003-07
7. Paul Slack	608	1997-00
8. Adam Gibson	607	1999-02
9. Brian Jordan	542	1999-03
10. Brett Spivy	492	2003-06

BATTING AVERAGE

1. Walter Glass	.423	1975-76
2. David Couch	.415	1977-78
3. Don Jackson	.408	1972-73
4. Greg King	.394	1990-91
Richard Matz	.394	1990-91
6. Donnie Mitchell	.393	1980-81
7. Darrel Risberg	.392	1986-88
8. Scott McMackin	.385	1989-90
9. Brian Henley	.383	1989-90
10. Roger Gum	.382	1986-87

RUNS SCORED

1. Cody Terry	145	2008-11
2. Wes Patterson	132	2008-11
3. Darrel Risberg	126	1985-88
4. Bryant Jones	120	2001-04
5. Churchill Moore	119	1986-87
Paul Slack	119	1997-00
7. Trey Karlen	116	2010-11
8. Jordan Owen	112	2009-12
9. Jim Willis	105	1983-85
Mark Stafford	105	1972-75

HITS

1. Cody Terry	226	2008-11
2. Jordan Owen	224	2009-12
3. Bryant Jones	218	2001-04
4. Wes Patterson	200	2008-11
5. Lanier English	180	1998-01
6. Paul Slack	172	1997-00
7. Darrel Risberg	169	1986-88
8. Adam Gibson	166	1999-02
9. Matt Pumo	159	1982-85
10. Douglas Nicodemus	152	2003-07

DOUBLES

1. Cody Terry	47	2008-11
2. Wes Patterson	45	2008-11
3. Jordan Owen	43	2009-12
4. Trey Karlen	41	2010-11
5. Darrel Risberg	36	1986-88
6. Adam Gibson	34	1999-02
Brian Jordan	34	1999-03
Dan Stephens	34	2000-03
9. Paul Slack	33	1997-00

10. Ty Nelson	31	2009-10
---------------	----	---------

TRIPLES

1. Walter Glass	17	1975-76
2. Donnie Mitchell	9	1980-81
3. Churchill Moore	8	1986-87
4. Jordan Owen	7	2009-12
5. Zach Dean	6	2005-06
Matt Phillips	6	1985-86
Troy Crawford	6	1996-00
Matt Pumo	6	1982-85
9. Matt Young	5	2010-13
Mark Hartsfield	5	2008-09
Lanier English	5	1998-01
Gene Jones	5	1987-89
Roger Gum	5	1986-87

HOME RUNS

1. Wes Patterson	39	2008-11
2. Jordan Owen	35	2009-12
3. Jim Willis	32	1983-85
4. Trey Karlen	23	2010-11
5. Don Jackson	22	1972-73
6. Brett Spivy	19	2003-06
Chuck Seymour	19	1998-99
8. Mark Hartsfield	16	2008-09
David Couch	16	1977-78
Daisuke Oda	16	1994-96

RUNS BATTED IN

1. Wes Patterson	171	2008-11
2. Jim Willis	160	1983-85
3. Jordan Owen	134	2009-12
4. Cody Terry	124	2008-11
5. Gene Jones	99	1987-89
6. Tim James	98	1985-87
7. Mack Moore	96	1974-78
8. Darrel Risberg	93	1986-88
9. Bryant Jones	92	2001-04
Bill Glass	92	1984-88
Adam Gibson	92	1999-02

BASE ON BALLS

1. Paul Slack	96	1999-00
2. Wes Patterson	85	2008-11
3. Hunter Hart	83	2001-04
4. Bill Glass	76	1984-88
5. Jim Willis	75	1983-85
6. Darrel Riseberg	72	1985-88
7. Chase Okey	67	2011-12
8. Bryant Jones	64	2001-04
David Couch	64	1977-78
10. Jordan Owen	63	2009-12
Hunter Hart	63	2003-04

STOLEN BASES

1. Churchill Moore	98	1986-87
2. Walter Glass	56	1975-76
3. Trey Karlen	51	2010-11
4. Stanley Click	38	1988-89
Brian Henley	38	1989-90
6. Ricky Jackson	33	1985-88
7. Lanier English	31	1998-01
8. Darrel Risberg	30	1986-88
Larry Hudson	30	1978-81
10. Ron Harrison	29	1989-90

PUTOUTS

1. Wes Patterson	1,293	2008-11
2. Tim Percy	1,030	1984-87

3. Chuck Seymour	698	1998-99
4. Brian Berryman	640	2003-05
5. Jason Hockaday	613	2006-07
6. Brian Jordan	606	1999-03
Joe Ayers	606	2000-01
8. Chase Okey	580	2011-12
9. Scott McLean	579	2004-07
10. Kyle Coleman	576	1988-89

ASSISTS

1. Cody Terry	555	2008-11
2. Bryant Jones	444	2001-04
3. Paul Slack	359	1997-00
4. Douglas Nicodemus	328	2003-07
5. Nico Zych	279	2012-active
6. Sonny Mastromatteo	270	2012-13
7. Bill Glass	269	1984-88
8. Cory Stooksbury	267	2010-11
Scott Gladstone	267	2008-09
10. Daisuke Oda	266	1994-96

PITCHING

VICTORIES

1. Mike Hayes	19	1984-87
2. Dick Windbigler	17	1971-73
Ray Frame	17	1964-68
4. Martin Newby	15	1983-86
Michael Blount	15	1995-98
6. Cody Green	14	2009-10
7. Alec Mills	13	2010-12
Randy Coffman	13	1988-89
Mike McSwain	13	1987-90
10. Frank Glover	12	1986-88
David White	12	1989-90

EARNED RUN AVERAGE

1. Larry White	2.00	1980-81
2. Craig Royers	2.64	1980-82
3. Brad Meadows	2.82	2002
4. Alan Reynolds	2.96	1981-82
5. Mike McSwain	3.20	1987-90
6. Mike Eatherly	3.21	1991-92
7. Bruce Wyatt	3.33	1981-82
8. Mike Prather	3.53	1983-84
9. Trent Latta	3.76	1994-96
10. Frank Perez	3.92	1986-87

APPEARANCES

1. Dustin Summers	96	2002-05
2. Alex Boshers	82	2010-14
3. Dan Tobik	80	2010-13
4. Micky Dobson	70	2003-06
Jody Fuller	70	1995-98
6. Alec Mills	67	2010-13
Adam Ledlow	67	2004-07
8. Jason Alford	57	1997-00
Eric Walker	57	2005-08
10. Drew Flaniken	55	2009-10
Michael Blount	55	1995-98

GAMES STARTED

1. Michael Blount	49	1995-98
2. Mike Hayes	38	1984-87
3. Adam Ledlow	37	2004-07
4. Jody Fuller	36	1995-98
5. Brendan Lozupone	33	2009-12
6. Justin Bryant	32	2003-05
7. Dan Tobik	30	2010-13

Jacob Smothers	30	2003-07
9. Coty Green	29	2009-10
10. Alex Boshers	27	2010-14
Martin Newby	27	1983-86

MOST WALKS ALLOWED

1. Jody Fuller	143	1995-98
2. Michael Blount	129	1995-98
3. Adam Ledlow	119	2004-07
4. Martin Newby	113	1983-88
5. Dan Tobik	112	2010-13
6. Mike Hayes	110	1984-87
7. Casey Estill	103	2003-06
8. Bret Fanning	100	1995-96
9. Ryan Rockholt	95	2006-07
10. Jacob Smothers	91	2003-07

STRIKEOUTS

1. Jody Fuller	267	1995-98
2. Dan Tobik	263	2010-13
3. Michael Blount	183	1995-98
4. Mike Hayes	167	1984-87
5. Alec Mills	165	2010-12
6. Adam Ledlow	156	2004-07
7. Martin Newby	155	1983-86
8. Joe Kucher	150	1972-74
9. Alex Boshers	139	2010-14
10. Coty Green	134	2009-10
Danny Mitchell	134	1975-78

COMPLETE GAMES

1. Mike Hayes	17	1984-87
2. Michael Blount	15	1995-98
3. Martin Newby	14	1983-88
4. Mike Prather	10	1983-84
Jason Sullivan	10	2001-02
Jody Fuller	10	1995-98
Mike McSwain	10	1987-90
8. Chris Payne	9	1993-94
Terry Jackson	9	1989-90
Randy Coffman	9	1988-89

INNINGS PITCHED

1. Michael Blount	285.0	1995-98
2. Jody Fuller	276.1	1995-98
3. Dan Tobik	275.0	2010-13
4. Adam Ledlow	251.1	2004-07
5. Alex Boshers	246.2	2010-14
6. Mike Hayes	218.0	1984-87
7. Jacob Smothers	209.0	2003-07
8. Martin Newby	198.2	1983-86
9. Alec Mills	192.0	2010-13
10. Eric Walker	190.0	2005-08

SAVES

1. Dan Tobik	8	2010-13
Frank Perez	8	1986-87
Chadwick Cameron	8	2006-07
4. Wes Alsop	7	2009-10
Russ Hopper	7	1982-85
6. Wes Patterson	5	2008-11
Dustin Summers	5	2002-05
Jody Fuller	5	1995-98
Ray Frame	5	1964-68
10. John Houston	4	2013-14
Stu Jones	4	2011-active
Drew Flaniken	4	2009-10
Adam Ledlow	4	2004-07
Curt Lee	4	1993-94

YEARLY RESULTS

1983 Results

Vernon Prather

Overall:20-15-1 • GSC:1-5

Home:16-5 • Away:4-10-1 • Neutral:0-0

Date	Opponent	W/L	UTM-OPP	Pitcher/Rcd.
	Memphis State (A)	L	0-5	
	Memphis State (A)	L	3-7	
	Murray State (A)	L	4-9	
	* Jacksonville State (A)	L	0-3	
	* Jacksonville State (A)	L	0-4	
	Rhode Island	W	9-8	
	Arkansas State	W	7-2	
	Southwestern (Memphis)	L	0-4	
	Southwestern (Memphis)	W	1-0	
	* North Alabama (A)	L	0-8	
	* North Alabama (A)	L	1-2	
	Lane	W	10-0	
	Lane	W	4-1	
	Kentucky Wesleyan (A)	W	8-7	
	Kentucky Wesleyan (A)	T	2-2	
	Union University	W	6-5	
	Union University	W	12-2	
	Rockford College	W	9-7	
	Rockford College	W	11-1	
	North Park	L	6-7	
	* Delta State (A)	W	5-4	
	Bethel	W	4-1	
	Bethe	W	5-1	
	Southeast Missouri	W	5-1	
	Southeast Missouri	L	5-16	
	Kentucky Wesleyan	W	5-4	
	Kentucky Wesleyan	W	9-3	
	Bethel (A)	W	4-0	
	Bethel (A)	W	5-2	
	* North Alabama	L	0-1	
	* North Alabama	L	6-7	
	Arkansas State (A)	L	5-10	
	Oakland City (Ind.)	W	2-1	
	Oakland City (Ind.)	W	3-2	
	Austin Peay (A)	L	4-5	
	Austin Peay (A)	L	1-6	

* - Gulf South Conference Game

1984 Results

Vernon Prather

Overall:21-12 • GSC:4-2

Home:13-6 • Away:7-3 • Neutral:1-3

Date	Opponent	W/L	UTM-OPP	Pitcher/Rcd.
3/14	Memphis State	L	6-17	
3/19	1-Wright State (N)	W	2-1	
3/20	1-Otterbein (N)	L	0-5	
3/21	1-Western Illinois (N)	L	3-8	
3/23	Carroll (Wis.)	W	7-3	
3/23	Carroll (Wis.)	W	9-2	
3/25	Lakeland College	W	1-0	
3/25	Lakeland College	W	14-0	
3/27	Union University (A)	L	1-4	
3/30	Oakland City (Ind.) (A)	W	6-1	
3/30	Oakland City (Ind.) (A)	W	3-1	
3/31	Augustana College	W	8-6	
3/31	Augustana College	L	5-6	
4/2	Lane (A)	W	9-6	
4/2	Lane (A)	W	5-2	
4/6	Southeast Missouri (A)	L	7-8	
4/6	Southeast Missouri (A)	L	1-10	
4/7	Kentucky Wesleyan	W	10-2	
4/7	Kentucky Wesleyan	W	9-3	
4/10	Bethel	L	8-9	
4/10	Bethel	W	6-3	
4/11	* Delta State	W	8-4	
4/11	* Delta State	L	1-12	
4/13	* North Alabama (A)	W	7-4	
4/13	* North Alabama (A)	L	4-5	

4/17	* North Alabama	W	3-1
4/17	* North Alabama	W	2-1
4/18	Arkansas State (A)	W	6-5
4/18	Arkansas State (A)	W	7-6
4/23	Lane	W	7-0
4/23	Lane	W	7-0
4/26	2-Jacksonville State	L	0-3
4/27	2-Delta State	L	7-15

1 - Panama City Classic (Panama City, Fla.)

* - GSC Game

2 - GSC Northern Division Tournament (Martin, Tenn.)

1985 Results

Vernon Prather

Overall:35-14 • GSC:1-3

Home:19-8 • Away:14-6 • Neutral:2-0

Date	Opponent	W/L	UTM-OPP	Pitcher/Rcd.
2/28	Lambuth (A)	L	3-4	
2/28	Lambuth (A)	L	4-8	
2/29	Lambuth (A)	W	6-5	
2/29	Lambuth (A)	W	7-4	
3/2	Rust College (A)	W	7-0	
3/2	Rust College (A)	W	9-4	
3/5	Rhodes	W	5-0	
3/5	Rhodes	W	4-2	
3/9	Austin Peay	W	7-1	
3/9	Austin Peay	W	3-1	
3/13	Lane (A)	W	10-0	
3/13	Lane (A)	W	3-2	
3/16	Carroll (Wis.)	W	2-1	
3/16	Carroll (Wis.)	W	13-0	
3/17	Kentucky Wesleyan	W	15-1	
3/17	Kentucky Wesleyan	W	8-7	
3/19	Rust	W	9-7	
3/19	Rust	W	10-0	
3/20	Carroll (Wis.)	W	9-6	
3/20	Carroll (Wis.)	W	5-2	
3/25	Memphis State (A)	L	1-2	
3/28	* North Alabama	L	6-12	
3/28	* North Alabama	L	2-4	
3/30	Lambuth	W	9-7	
3/30	Lambuth	W	15-5	
3/31	Lakeland College	W	12-1	
3/31	Lakeland College	W	11-0	
4/2	Bethel	W	7-1	
4/2	Bethel	W	6-2	
4/6	Rhodes (A)	W	16-3	
4/6	Rhodes (A)	W	26-8	
4/9	* North Alabama (A)	L	3-4	
4/9	* North Alabama (A)	W	10-4	
4/10	Southeast Missouri	L	0-7	
4/10	Southeast Missouri	L	2-10	
4/13	Kentucky Wesleyan	W	14-4	
4/13	Kentucky Wesleyan	L	3-8	
4/14	Oakland City (A)	W	4-2	
4/16	Murray State	L	9-14	
4/17	Tennessee State (A)	W	11-3	
4/17	Tennessee State (A)	W	12-9	
	Bethel (A)	W	16-7	
	Bethel (A)	W	10-4	
4/20	Union University	L	12-13	
4/21	Tennessee State	L	3-6	
4/21	Tennessee State	W	8-5	
4/25	\$ West Georgia (N)	W	9-5	
4/26	\$ North Alabama (N)	W	8-3	
4/27	\$ Delta State (A)	L	6-9	
4/28	\$ Delta State (A)	L	1-14	

* - GSC Game

\$ - GSC Northern Division Tournament (Cleveland, Miss.)

1986 Results

Vernon Prather

Overall:30-17-2 • GSC:2-4

Home:17-7 • Away:11-7-2 • Neutral:2-3

Date	Opponent	W/L	UTM-OPP	Pitcher/Rcd.
2/27	Lambuth	W	10-2	
2/27	Lambuth	W	12-7	
3/1	Austin Peay (A)	T	9-9	
3/4	Lambuth (A)	W	19-2	
3/4	Lambuth (A)	W	9-7	
3/8	Rhodes College (A)	W	5-3	
3/8	Rhodes College (A)	L	2-7	
3/10	Rust College	W	19-9	
3/11	Bethel (A)	W	5-1	
3/11	Bethel (A)	L	3-4	
3/15	Memphis State	L	4-9	
3/16	Bethel	W	7-0	
3/16	Bethel	W	10-0	
3/20	Lane	W	7-6	
3/20	Lane	W	7-0	
3/22	* North Alabama (A)	L	6-7	
3/22	* North Alabama (A)	W	7-6	
3/23	Carroll (Wis.)	L	2-10	
3/23	Carroll (Wis.)	W	10-4	
3/25	Rockford (Ill.)	W	10-0	
3/25	Rockford (Ill.)	W	12-4	
3/26	Carroll (Wis.)	W	4-2	
3/26	Carroll (Wis.)	W	2-0	
3/29	* Delta State	W	4-3	
3/29	*Delta State	L	8-10	
3/31	Murray State	L	8-18	
4/1	Tennessee State	W	23-8	
4/1	Tennessee State	W	7-1	
4/3	Arkansas State (A)	W	3-1	
4/3	Arkansas State (A)	L	6-7	
4/6	Austin Peay	L	5-9	
4/9	Tennessee State (A)	W	6-4	
4/9	Tennessee State (A)	L	4-7	
4/12	* North Alabama	L	6-15	
4/12	* North Alabama	L	0-4	
4/13	Oakland City (Ind.)	W	6-1	
4/13	Oakland City (Ind.)	W	7-5	
4/15	Kentucky Wesleyan (A)	W	11-7	
4/15	Kentucky Wesleyan (A)	W	6-5	
4/16	Oakland City (Ind.) (A)	W	13-5	
4/16	Oakland City (Ind.) (A)	W	11-4	
4/19	Union University (A)	L	10-11	
4/19	Union University (A)	T	5-5	
4/24	\$ North Alabama (N)	W	6-5	
4/24	\$ Jacksonville State (A)	L	2-7	
4/25	\$ North Alabama (N)	L	7-10	
	\$\$ Valdosta State (N)	L	1-8	
	\$\$ Maryland-Baltimore (N)	W	14-6	
	\$\$ Valdosta State (N)	L	3-16	

* - GSC Game

\$ - GSC North Division Tournament (Jacksonville, Ala.)

\$\$ - NCAA Division South Atlantic Playoffs (Columbus, Ga.)

1987 Results

Vernon Prather

Overall:23-16-1 • GSC:2-7-1

Home:17-9 • Away:5-7-1 • Neutral:1-0

Date	Opponent	W/L	UTM-OPP	Pitcher/Rcd.
3/3	Bethel (A)	W	16-1	
3/3	Bethel (A)	W	20-1	
3/4	Murray State	L	1-3	
3/9	Bethel	W	13-3	
3/9	Bethel	W	26-0	
3/10	Lambuth	W	6-2	
3/10	Lambuth	W	4-3	
3/14	* Delta State	L	7-10	
3/14	* Delta State	L	4-9	
3/15	Kentucky Wesleyan	W	4-3	

YEARLY RESULTS

3/18	# Millikin (N)	W	6-4
3/22	Carroll (Wis.)	W	5-1
3/22	Carroll (Wis.)	W	11-1
3/24	* North Alabama (A)	L	0-6
3/24	* North Alabama (A)	T	3-3
3/25	Carroll (Wis.)	W	10-0
3/25	Carroll (Wis.)	W	9-2
3/26	Carroll (Wis.)	W	7-3
3/28	*North Alabama	L	2-4
3/28	*North Alabama	L	3-9
3/29	Arkansas State	W	6-0
3/29	Arkansas State	L	2-4
3/31	Rust College (A)	L	8-9
3/31	Rust College (A)	W	6-4
4/1	Austin Peay	L	6-7
4/4	* Mississippi College	W	4-0
4/4	* Mississippi College	W	3-2
4/7	Rust College	L	5-6
4/7	Rust College	W	12-2
4/8	Tennessee State (A)	L	7-13
4/8	Tennessee State (A)	L	7-8
4/11	Livingston (A)	W	21-14
4/11	Livingston (A)	L	4-5
4/18	Livingston	W	5-3
4/18	Livingston	L	3-8
4/21	Tennessee State	W	9-5
4/21	Tennessee State	W	14-0
4/22	Austin Peay (A)	W	6-3
4/25	* Delta State (A)	L	1-4
4/25	* Delta State (A)	L	0-6

* - GSC Game

- Panama City Classic (Panama, Fla.)

1988 Results Vernon Prather Overall:23-18 • GSC:1-9

Home:18-9 • Away:5-9 • Neutral:0-0

Date	Opponent	W/L	UTM-OPP	Pitcher/Rcd.
2/27	Union University (A)	L	1-2	
2/27	Union University (A)	L	4-6	
2/28	Kentucky Wesleyan	W	9-3	
2/28	Kentucky Wesleyan	W	3-2	
3/1	Tennessee State (A)	L	2-4	
3/1	Tennessee State (A)	W	14-4	
3/5	Livingston (A)	L	0-3	
3/5	Livingston (A)	L	9-10	
3/12	*Delta State	L	7-8	
3/12	*Delta State	L	4-11	
3/15	Rust College	W	12-1	
3/15	Rust College	W	11-1	
3/16	Rockford College	W	11-1	
3/16	Rockford College	W	2-1	
3/19	*North Alabama (A)	L	1-2	
3/19	*North Alabama (A)	L	4-17	
3/21	Bethel	W	17-7	
3/23	Austin Peay (A)	L	10-11	
3/26	*Mississippi College	L	5-9	
3/26	*Mississippi College	L	1-3	
3/28	Carroll (Wis.)	W	14-6	
3/28	Carroll (Wis.)	W	18-1	
3/30	Carroll (Wis.)	W	4-3	
3/30	Carroll (Wis.)	W	9-6	
4/4	Quincy College	W	3-2	
4/4	Quincy College	W	5-4	
4/7	Murray State	W	5-3	
4/9	Livingston	L	2-8	
4/9	Livingston	W	4-3	
4/12	Rust College (A)	W	3-1	
4/12	Rust College (A)	W	6-5	
4/13	Oakland City	W	13-6	
4/13	Oakland City	W	19-1	
4/23	*North Alabama	L	4-8	
4/23	*North Alabama	L	2-12	
	Bethel (A)	W	23-1	

4/26	Tennessee State	W	11-2
4/26	Tennessee State	L	1-5
4/27	Austin Peay	L	4-5
4/30	*Mississippi College (A)	L	0-3
4/30	*Mississippi College (A)	W	8-0

* - GSC Game

1989 Results Vernon Prather Overall:27-16 • GSC:2-10 Home:21-7 • Away:6-9 • Neutral:0-0

Date	Opponent	W/L	UTM-OPP	Pitcher/Rcd.
2/26	Kentucky Wesleyan	W	1-0	
2/26	Kentucky Wesleyan	W	3-2	
3/7	Lambuth (A)	W	15-2	
3/7	Lambuth (A)	L	6-7 (13)	
3/11	*Delta State (A)	L	5-10	
3/11	*Delta State (A)	L	2-9	
3/15	Union University	W	2-1	
3/15	Union University	L	1-2	
3/18	*North Alabama	L	2-5	
3/18	*North Alabama	L	2-9	
3/21	Lambuth	W	7-3	
3/21	Lambuth	W	7-5	
3/22	Viterbo (Wis.)	W	7-1	
3/22	Viterbo (Wis.)	W	8-4	
3/25	*Mississippi College (A)	L	3-7	
3/25	*Mississippi College (A)	L	7-8	
3/27	Carroll (Wis.)	W	11-0	
3/27	Carroll (Wis.)	W	9-2	
3/28	Carroll (Wis.)	W	8-2	
3/28	Carroll (Wis.)	W	12-1	
3/30	Quincy (Ill.)	W	7-0	
3/30	Quincy (Ill.)	W	8-3	
4/1	Lincoln Memorial	W	12-0	
4/1	Lincoln Memorial	W	11-4	
4/5	Lane (A)	W	24-0	
4/5	Lane (A)	W	16-1	
4/8	Livingston (A)	L	2-3	
4/8	Livingston (A)	L	4-5 (8)	
4/11	Rust College	W	6-2	
4/11	Rust College	W	11-4	
4/12	Tennessee State	W	7-0	
4/12	Tennessee State	W	7-0	
4/15	*Delta State	L	4-9	
4/15	*Delta State	L	8-13	
4/18	Kentucky Wesleyan (A)	W	1-0	
4/18	Kentucky Wesleyan (A)	W	3-1	
4/22	*North Alabama (A)	L	7-8	
4/22	*North Alabama (A)	L	3-12	
4/25	Murray State (A)	W	18-8	
4/26	Austin Peay	L	2-9	
4/26	Austin Peay	L	2-10	
4/29	* Mississippi College	W	14-0	
4/29	* Mississippi College	W	4-3	

* - GSC Game

1990 Results Vernon Prather Overall:22-19 • GSC:5-7

Date	Opponent	W/L	UTM-OPP	Pitcher/Rcd.
2/20	Christian Brothers (A)	L	1-6	
2/20	Christian Brothers (A)	L	8-12	
2/27	Union University (A)	L	6-9 (8)	
2/27	Union University (A)	L	5-6 (8)	
3/3	*Livingston (A)	L	3-12	
3/3	*Livingston (A)	L	5-6	
3/6	Lambuth	L	1-3	
3/6	Lambuth	W	3-1	
3/10	*Delta State	W	6-5	
3/10	*Delta State	W	3-2	
3/13	Rust College	W	11-1	
3/13	Rust College	W	14-4	
3/14	Viterbo (Wisc.)	L	7-11	

3/14	Viterbo (Wisc.)	W	11-5
3/17	* North Alabama (A)	L	0-4
3/17	* North Alabama (A)	L	0-5
3/20	Christian Brothers	L	0-6
3/20	Christian Brothers	W	4-1
3/21	LeMoyn-Owen (A)	W	12-1
3/21	LeMoyn-Owen (A)	W	14-1
3/27	Carroll College (Wis.)	W	7-0
3/27	Carroll College (Wis.)	W	7-6
3/28	Carroll College (Wis.)	W	15-4
3/28	Carroll College (Wis.)	W	7-3
4/3	Rust College (A)	W	22-9
4/3	Rust College (A)	W	7-6
4/5	Murray State	L	4-7
4/7	* Livingston	W	5-1
4/7	* Livingston	L	2-5
4/10	Southern Indiana	L	5-6 (8)
4/10	Southern Indiana	L	3-10
4/11	Kentucky Wesleyan	W	9-4
4/11	Kentucky Wesleyan	W	7-0
4/14	* Delta State (A)	L	4-6 (8)
4/14	* Delta State (A)	W	3-1
4/19	Austin Peay (A)	L	7-11
4/19	Austin Peay (A)	L	1-11
4/21	* North Alabama	W	3-2 (9)
4/21	* North Alabama	L	1-2
4/25	LeMoyn-Owen	W	16-4
4/25	LeMoyn-Owen	W	18-2

* - GSC Game

1991 Results Vernon Prather Overall:18-16-1 • GSC:2-9-1 Home:12-4-1 • Away:6-12 • Neutral:0-0

Date	Opponent	W/L	UTM-OPP	Pitcher/Rcd.
2/24	Kentucky Wesleyan	W	8-5	
2/24	Kentucky Wesleyan	L	5-8	
2/27	Christian Brothers (A)	W	18-4	
3/2	* Livingston	L	0-1	
3/2	* Livingston	T	5-5	
3/4	Lambuth (A)	L	2-3	
3/4	Lambuth (A)	L	0-2	
3/6	Union University (A)	L	5-8	
3/6	Union University (A)	L	0-3	
3/9	* Delta State (A)	L	4-9	
3/9	* Delta State (A)	L	4-7	
3/13	Rust College	W	5-4	
3/13	Rust College	W	14-4	
3/14	Northern Kentucky	L	6-7	
3/16	* North Alabama	L	1-8	
3/16	* North Alabama	W	3-2	
3/20	Freed-Hardeman	W	9-2	
3/20	Freed-Hardeman	W	13-11	
3/23	* Mississippi College (A)	L	1-4	
3/23	* Mississippi College (A)	W	3-2	
3/26	Lambuth	W	11-10	
3/26	Lambuth	W	13-11	
3/27	Freed-Hardeman (A)	W	18-6	
4/2	Rust College (A)	W	17-8	
4/2	Rust College (A)	W	11-4	
4/6	* Livingston (A)	L	3-10	
4/6	* Livingston (A)	L	2-4	
4/9	Southern Indiana (A)	W	4-0	
4/9	Southern Indiana (A)	L	0-10	
4/17	Murray State	W	6-5	
4/20	* North Alabama (A)	L	4-5	
4/20	* North Alabama (A)	L	2-6	
4/23	Christian Brothers	W	9-2	
4/23	Christian Brothers	W	14-4	
4/25	Austin Peay	W	15-9	

* - GSC Game

YEARLY RESULTS

1992 Results Vernon Prather Overall:31-8

Home:21-1 • Away:10-7 • Neutral:0-0

Date	Opponent	W/L	UTM-OPP	Pitcher/Rcd.
2/18	Tennessee (A)	L	4-8	Haggard/0-1
2/19	Tennessee (A)	L	4-6	Jett/0-1
2/26	Southeast Missouri (A)	W	9-7	Haggard/1-1
2/29	Rust College	W	10-0	Eatherly/1-0
2/29	Rust College	W	12-0	Harrell/1-0
3/1	Bellarmino	W	11-2	Dyer/1-0
3/1	Bellarmino	W	7-1	Talley/1-0
3/3	Murray State (A)	L	1-9	Skinner/0-1
3/4	Union University (A)	W	4-2	Haggard/2-1
3/4	Union University (A)	W	6-2	Jett/1-1
3/7	Southern Indiana	W	4-1	Eatherly/2-0
3/7	Southern Indiana	W	4-0	Dyer/2-0
3/8	Middle Tennessee	L	5-12	Haggard/2-2
3/13	Freed-Hardeman	W	10-0	Eatherly/3-0
3/13	Freed-Hardeman	W	14-4	Dyer/3-0
3/14	Bethel	W	8-4	Hamilton/1-0
3/14	Bethel	W	4-3	Haggard/3-2
3/17	Austin Peay	W	11-3	Eatherly/4-0
3/21	LeMoyne-Owen	W	20-0	Talley/2-0
3/21	LeMoyne-Owen	W	13-0	Harrell/2-0
3/24	Ole Miss (A)	L	0-5	Jett/1-2
3/28	Trevecca (A)	W	6-3	Eatherly/5-0
3/28	Trevecca (A)	W	6-1	Dyer/4-0
3/31	Freed-Hardeman (A)	W	16-3	Skinner/1-1
3/31	Freed-Hardeman (A)	W	11-0	Harrell/3-0
4/1	Southeast Missouri	W	5-4	Haggard/4-2
4/4	SIU Edwardsville	W	2-1	Eatherly/6-0
4/4	SIU Edwardsville	W	6-2	Dyer/5-0
4/8	Union University	W	5-0	Haggard/5-2
4/8	Union University	W	6-4	Jett/2-2
4/10	Trevecca	W	15-4	Harrell/4-0
4/11	Lambuth	W	13-5	Haggard/6-2
4/14	Murray State	W	5-4	Jett/3-2
4/15	Austin Peay (A)	W	8-2	Haggard/7-2
4/18	Lambuth (A)	W	5-4	Eatherly/7-0
4/18	Lambuth (A)	W	11-9	Talley/3-0
4/22	Middle Tennessee (A)	L	2-10	Haggard/7-3
4/28	Southern Indiana (A)	L	4-5	Haggard/7-4
4/28	Southern Indiana (A)	L	3-4	Dyer/5-1

1993 Results Vernon Prather Overall:13-28 • OVC:7-13

Home:8-13 • Away:5-15 • Neutral:0-0

Date	Opponent	W/L	UTM-OPP	Pitcher/Rcd.
2/20	Ole Miss (A)	L	0-17	Dyer/0-1
2/20	Ole Miss (A)	L	1-10	Strange/0-1
2/24	Union	T	4-4	No Decision
2/27	Southwest Missouri	L	5-8	Dyer/0-2
2/27	Southwest Missouri	L	4-14	Strange/0-2
2/28	Southwest Missouri	L	1-13	Lee/0-1
3/2	Tennessee (A)	L	0-6	Payne/0-1
3/3	Tennessee (A)	L	7-9	Dyer/0-3
3/7	Southern Illinois (A)	L	1-3	Graves/0-1
3/9	Samford (A)	L	1-3	Toon/0-1
3/10	Samford (A)	W	2-1	Lee/1-1
3/17	Vanderbilt (A)	L	5-11	Dyer/0-4
3/18	Southern Mississippi	W	4-3	Strange/1-2
3/20	* Austin Peay (A)	L	3-13	Payne/0-2
3/21	* Austin Peay (A)	L	3-7	Graves/0-2
3/21	* Austin Peay (A)	L	1-8	Dyer/0-5
3/24	Union (A)	W	7-5	Strange/2-2
3/28	* Tennessee State (A)	W	5-0	Payne/1-2
3/28	* Tennessee State (A)	W	5-3	Strange/3-2
3/30	Southeast Missouri	W	5-1	Strange/4-2
4/3	* Morehead State	L	3-4	Payne/1-3
4/3	* Morehead State	L	1-2	Graves/0-3
4/4	* Morehead State	L	2-5	Toon/0-2

4/6	Murray State	L	2-7	Garves/0-4
4/7	Western Kentucky (A)	L	0-4	Payne/1-4
4/13	Arkansas State (A)	L	4-7	Graves/0-5
4/14	Samford	W	12-11	Strange/5-2
4/17	* Middle Tennessee	L	2-4	Graves/0-6
4/17	* Middle Tennessee	L	1-4	Payne/1-5
4/18	* Middle Tennessee	W	9-2	Strange/6-2
4/20	Austin Peay (A)	L	4-9	Young/0-1
4/2	* Eastern Kentucky (A)	L	6-7	Garves/0-7
4/2	* Eastern Kentucky (A)	L	3-9	Payne/1-6
4/25	* Eastern Kentucky (A)	W	7-4	Strange/7-2
4/27	Southeast Missouri (A)	L	5-12	Graves/0-8
4/28	Arkansas State	W	4-2	Lee/2-1
5/1	* Tennessee Tech	W	4-2	Payne/2-6
5/1	* Tennessee Tech	L	2-4	Graves/0-9
5/2	* Tennessee Tech	L	6-7	Strange/7-3
5/8	* Murray State	L	4-8	Payne/2-7
5/8	* Murray State	W	3-2	Graves/1-9
5/9	* Murray State	W	8-2	Strange/8-3

* - OVC Game

1994 Results Vernon Prather Overall:13-25 • OVC:8-13

Home:9-8 • Away:4-15 • Neutral:0-2

Date	Opponent	W/L	UTM-OPP	Pitcher/Rcd.
2/26	Southwest Missouri (A)	W	10-7	Strange/1-0
2/27	Southwest Missouri (A)	L	6-7	Harrell/0-1
2/27	Southwest Missouri (A)	L	5-7	Dyer/0-1
3/2	Ole Miss (A)	L	1-7	Payne/0-1
3/4	Illinois State	L	2-3	Starnge/1-1
3/5	Bradley (at Murray, Ky.)	L	4-10	Ayler/0-1
3/5	Murray State (A)	L	2-5	Dyer/0-2
3/6	Bradley (at Murray, Ky.)	L	1-9	Frye/0-1
3/6	Murray State (A)	W	5-3	Payne/1-1
3/11	Union (A)	L	6-7(10)	Ayler/0-2
3/12	Freed-Hardeman	W	8-2	Payne/2-1
3/23	Memphis State (A)	L	10-13	Lee/1-1
3/26	* Eastern Kentucky	L	0-4	Payne/2-3
3/26	* Eastern Kentucky	L	5-13	Dyer/1-13
3/30	Western Kentucky (A)	L	1-13	Ayler/0-3
4/1	* Tennessee Tech	W	11-5	Payne/3-3
4/1	* Tennessee Tech	W	14-2	Strange/2-1
4/2	* Tennessee Tech	W	7-6	Ayler/1-3
4/9	* Morehead State (A)	L	6-7	Payne/3-4
4/9	* Morehead State (A)	L	3-7	Strange/2-2
4/10	* Morehead State (A)	L	2-7	Dyer/1-4
4/12	Arkansas State (A)	L	2-3	Strange/2-3
4/13	Bethel	W	12-0	Payne/4-4
4/16	* Southeast Missouri (A)	W	3-1	Dyer/2-4
4/16	* Southeast Missouri (A)	L	3-5	Strange/2-4
4/17	* Southeast Missouri (A)	L	5-10	Payne/4-5
4/20	Samford	W	3-2(11)	Frye/2-1
4/20	Samford	W	4-1	Dyer/3-4
4/23	* Middle Tennessee	L	4-6	Strange/2-5
4/23	* Middle Tennessee	L	2-3	Lee/1-2
4/24	* Middle Tennessee	W	12-11	Payne/5-5
4/27	Arkansas State	L	7-9(10)	Lee/1-3
4/30	* Murray State (A)	L	3-8	Payne/5-6
5/1	* Murray State (A)	W	10-4	Strange/3-5
5/1	* Murray State (A)	L	0-7	Dyer/3-5
5/4	* Murray State	L	3-15	Frye/3-15
5/7	* Austin Peay	W	2-1	Payne/6-6
5/8	* Austin Peay	L	3-5	Strange/3-6
5/8	* Austin Peay	W	3-2	Lee/2-1

* - OVC Game

1995 Results Vernon Prather Overall:13-34 • OVC:2-18

Home:8-13 • Away:5-21 • Neutral:0-0

Date	Opponent	W/L	UTM-OPP	Pitcher/Rcd.
2/17	Ole Miss (A)	L	0-5	Rosbury/0-1
2/18	Ole Miss (A)	L	0-13	Fanning/0-1

2/19	Ole Miss (A)	L	1-6	Blount/0-1
2/21	Murray State	W	11-4	Rosbury/1-1
2/24	Tulane (A)	L	2-13	Blount/02
2/25	Tulane (A)	L	2-8	Fuller/0-1
2/26	Tulane (A)	L	1-5	Rosbury/1-2
2/28	Southern Indiana	W	2-1	Darby/1-0
3/1	Western Kentucky	L	0-5	Blount/0-3
3/4	Miss. Valley State	W	18-3	Rosbury/2-2
3/10	Southern Illinois	W	10-2	Rosbury/3-2
3/11	Southern Illinois	L	7-11	Darby/1-1
3/13	Saint Louis	L	7-12	Fuller/0-2
3/14	Alabama-Birmingham (A)	L	8-11	Blount/0-4
3/17	Alabama-Birmingham	L	3-11	Fanning/0-2
3/19	Murray State (A)	W	9-6	Rosbury/4-2
3/22	Western Kentucky	L	0-10	Fuller/0-3
3/25	* Tennessee Tech (A)	L	3-6	Rosbury/4-3
3/25	* Tennessee Tech (A)	W	7-3	Blount/1-4
3/26	* Tennessee Tech (A)	L	3-11	Fanning/0-3
3/28	Bethel	W	12-0	Latta/1-0
3/29	Arkansas State (A)	L	0-4	Rosbury/4-3
4/1	* Morehead State	L	7-10	Blount/1-5
4/1	* Morehead State	L	3-10	Fuller/0-4
4/2	* Morehead State	L	2-6	Rosbury/4-5
4/5	Bethel (A)	L	4-8	Latta/1-1
4/6	Memphis (A)	L	2-14	Fanning/0-4
4/8	* Southeast Missouri	L	4-9	Fuller/1-5
4/8	* Southeast Missouri	L	12-14	Darby/1-2
4/9	* Southeast Missouri	L	8-15	Rosbury/4-6
4/12	Union (A)	L	0-1	Blount/1-6
4/13	Memphis	W	8-7	Fanning/1-4
4/15	* Middle Tennessee (A)	L	3-11	Fuller/0-6
4/15	* Middle Tennessee (A)	L	2-8	Rosbury/4-7
4/16	* Middle Tennessee (A)	L	3-5	Blount/1-7
4/18	Trevecca	W	15-14	Latta/2-1
4/20	Louisville (A)	W	18-10	VanderMeeden/1-0
4/22	* Murray State	L	2-7	Blount/1-8
4/22	* Murray State	L	2-8	Fuller/0-7
4/26	Lambuth	W	11-6	Fuller/1-7
4/29	* Austin Peay (A)	L	4-6	Rosbury/4-9
4/29	* Austin Peay (A)	W	8-6(10)	VanderMeeden/2-0
4/31	* Austin Peay (A)	L	2-3	Blount/1-9
5/3	Vanderbilt (A)	W	11-9	Fuller/2-7
5/6	* Eastern Kentucky (A)	L	2-3	Blount/1-10
5/6	* Eastern Kentucky (A)	L	1-3	Rosbury/4-10
5/7	* Eastern Kentucky (A)	L	2-5	Fannings/1-5

* - OVC Game

1996 Results Vernon Prather Overall:14-30-2 • OVC:6-15-1

Home:8-14-1 • Away:6-14-1 • Neutral:0-2

Date	Opponent	W/L	UTM-OPP	Pitcher/Rcd.
2/17	Miss. Valley State (A)	W	17-6	Rosbury/1-0
2/17	Miss. Valley State (A)	W	7-4	Barnett/1-0
2/21	Murray State	W	9-0	Blount/1-0
2/24	Jacksonville State (A)	L	6-8	Darby/0-1
2/24	Jacksonville State (A)	L	2-5	Rosbury/1-1
2/25	Jacksonville State (A)	L	2-6	Fanning/0-1
2/27	Evansville	L	4-8	Blount/1-1
3/2	Northern Iowa	W	3-0	Fuller/1-0
3/2	Northern Iowa	L	1-2	Barnett/1-1
3/3	Northern Iowa	W	7-3	Darby/1-1
3/9	Chicago State	T	2-2 (11)	None
3/10	Chicago State	L	1-5	Blount/1-2
3/11	Chicago State	L	1-2	Meyer/0-1
3/12	Tennessee (A)	L	0-19	Fanning/0-2
3/13	Tennessee (A)	L	5-11	Barnett/1-2
3/16	* Morehead State (A)	L	2-3	Blount/1-3
3/16	* Morehead State (A)	L	2-8	Meyer/0-2
3/17	* Morehead State (A)	L	2-12	Fuller/1-1
3/23	* Southeast Missouri (A)	L	5-7	Fuller/1-2
3/23	* Southeast Missouri (A)	W	4-2(8)	Blount/2-3
3/24	* Southeast Missouri (A)	T	5-5	None
3/26	Arkansas State	L	2-4	Meyer/0-3

YEARLY RESULTS

3/27	Bethel (A)	W	2-1	Barnett/2-2
3/30	* Middle Tennessee	L	3-11	Fuller/1-3
3/30	* Middle Tennessee	W	5-1	Blount/3-3
3/31	* Middle Tennessee	L	4-9	Darby/1-2
4/2	Memphis	W	9-6	Meyer/1-3
4/5	* Murray State (A)	L	1-10	Latta/0-1
4/5	* Murray State (A)	W	2-0	Blount/4-3
4/6	* Murray State (A)	L	2-6	Darby/1-3
4/10	Bethel	W	8-3	Fanning/1-2
4/11	* Murray State (A)	W	11-7	Meyer/2-3
4/13	* Austin Peay	L	0-4	Darby/1-3
4/13	* Austin Peay	W	1-0	Blount/5-3
4/14	* Austin Peay	L	1-8	Fuller/1-4
4/15	Memphis (A)	L	4-5	Fanning/1-3
4/17	Arkansas State (A)	L	5-6	Meyer/2-4
4/20	* Eastern Kentucky	W	7-3	Fanning/2-3
4/20	* Eastern Kentucky	L	3-5(8)	Blount/5-4
4/21	* Eastern Kentucky	L	4-5	Fanning/1-3
4/24	Union	L	8-20	Barnett/2-3
4/27	* Tennessee Tech	L	4-9	Fanning/2-4
4/27	* Tennessee Tech	L	2-7	Blount/5-5
4/28	* Tennessee Tech	L	10-12	Darby/1-6
5/4	\$ Austin Peay (A)	L	1-16	Blount/5-6
5/4	\$ Morehead State (N)	L	4-6	Fanning/2-5

* - OVC Game

\$ - OVC Tournament (Clarksville, Tenn.)

1997 Results

Vernon Prather

Overall:14-31 • OVC:8-16

Home:10-14 • Away:4-17 • Neutral:0-0

Date	Opponent	W/L	UTM-OPP	Pitcher/Rcd.
2/18	Murray State	L	5-17	Bount/0-1
2/19	Vanderbilt (A)	L	3-8	Fuller/0-1
2/22	Jacksonville State	L	2-10	Barnett/0-1
2/23	Jacksonville State	L	4-13	Meyer/0-1
2/28	Chicago State	W	15-2	Blount/1-1
3/6	Memphis (A)	L	3-5	Barnett/0-2
3/8	Murray State (A)	L	0-7	Fuller/0-2
3/8	Murray State (A)	L	10-1	Blount/2-1
3/11	Samford (A)	L	2-15	Barnett/0-3
3/12	Jacksonville State (A)	L	1-5	Meyer/0-2
3/15	* Eastern Illinois (A)	W	6-2	Lasley/1-0
3/16	* Eastern Illinois (A)	L	8-11	Blount/2-2
3/16	* Eastern Illinois (A)	L	3-5	Barnett/0-4
3/19	Northern Iowa	L	1-11	Rosbury/0-1
3/19	Northern Iowa	W	8-3	Cook/1-0
3/22	* Morehead State	L	0-3	Blount/0-3
3/22	* Morehead State	L	2-4	Barnett/0-5
3/23	* Morehead State	W	4-3	Lockhart/1-0
3/26	Saint Louis (A)	L	3-7	Barnett/0-6
3/29	IUPUI	W	6-1	Fuller/1-2
3/29	IUPUI	W	8-3	Blount/3-3
3/30	IUPUI	W	11-10	Alford/1-1
4/2	Arkansas State	L	0-9	Barnett/0-7
4/5	* Middle Tennessee	L	9-12	Lasley/1-1
4/6	* Middle Tennessee	L	2-9	Blount/3-4
4/6	* Middle Tennessee	W	2-0	Meyer/1-2
4/8	Saint Louis	L	7-17	Ozment/0-1
4/12	* Eastern Kentucky (A)	L	4-5	Fuller/1-3
4/12	* Eastern Kentucky (A)	L	4-5	Lasley/1-2
4/13	* Eastern Kentucky (A)	W	5-3	Meyer/2-2
4/16	Bethel	W	17-1	Alford/2-0
4/19	* Tennessee Tech	L	0-10	Fuller/1-4
4/19	* Tennessee Tech	L	4-7	Blount/3-5
4/20	* Tennessee Tech	W	13-7	Meyer/3-2
4/23	Arkansas State (A)	L	4-5	Blount/3-6
4/26	* Murray State	L	4-5	Fuller/1-5
4/26	* Murray State	W	13-6	McDowell/1-0
4/27	* Murray State	L	4-7	Meyer/3-3
4/29	Ole Miss (A)	L	2-13	Lockhart/1-1
5/3	* Southeast Missouri (A)	W	6-0	Blount/4-6
5/3	* Southeast Missouri (A)	W	8-7	Barnett/1-7
5/4	* Southeast Missouri (A)	L	4-5	McDowell/1-1

5/10	* Austin Peay (A)	L	1-2	Blount/4-7
5/10	* Austin Peay (A)	L	1-10	Meyer/3-4
5/11	* Austin Peay (A)	L	2-14	Fuller/1-6

* - OVC Game

1998 Results

Vernon Prather

Overall:15-31 • OVC:6-18

Home:10-19 • Away:5-12 • Neutral:0-0

Date	Opponent	W/L	UTM-OPP	Pitcher/Rcd.
2/18	Murray State (A)	W	16-8	Blount/1-0
2/18	Murray State (A)	L	2-4	Fuller/0-1
2/21	IUPUI	W	10-5	Smartt/1-0
2/21	IUPUI	L	0-4	Bryant/0-1
2/22	IUPUI	W	14-4	Fuller/1-1
2/25	Samford	W	13-12	Blount/2-0
2/27	Northern Iowa	L	4-5	Smartt/1-1
2/27	Northern Iowa	W	15-11	Alford/1-0
2/28	Northern Iowa	L	2-15	Barnett/0-3
3/1	Northern Iowa	L	1-10	Blount/2-1
3/4	Belmont (A)	L	2-7	Waller/0-1
3/4	Belmont (A)	W	7-4	Parker/1-0
3/7	* Eastern Illinois	L	2-16	Smartt/1-2
3/7	* Eastern Illinois	L	2-4	Blount/2-2
3/8	* Eastern Illinois	W	14-13	Waller/1-1
3/11	Saint Louis	L	3-12	Smartt/1-3
3/14	* Morehead State	L	1-4	Blount/2-3
3/14	* Morehead State	W	17-0	Fuller/2-2
3/15	* Morehead State	L	8-11	Parker/1-1
3/18	Jacksonville State (A)	L	2-14	Smartt/1-4
3/19	Jacksonville State (A)	L	2-4	Parker/1-2
3/25	Arkansas State (A)	L	0-4	Parker/1-3
3/28	* Middle Tennessee (A)	W	8-6	Blount/3-3
3/28	* Middle Tennessee (A)	L	8-11	Fuller/2-3
3/29	* Middle Tennessee (A)	L	8-16	Parker/1-4
3/31	Memphis (A)	W	4-2	Fuller/3-3
4/4	* Eastern Kentucky	W	7-4	Blount/4-3
4/4	* Eastern Kentucky	L	4-9	Parker/1-5
4/5	* Eastern Kentucky	L	7-10	Fuller/3-4
4/7	Arkansas-Little Rock	W	10-7	Smartt/2-4
4/8	Arkansas-Little Rock	L	5-11	Alford/1-1
4/10	* Tennessee Tech (A)	L	5-12	Blount/4-4
4/10	* Tennessee Tech (A)	L	1-11	Bryant/0-2
4/11	* Tennessee Tech (A)	L	3-4	Fuller/3-4
4/15	Belmont	L	1-14	Alford/1-2
4/15	Belmont	W	4-0	Parker/2-5
4/18	* Murray State (A)	W	5-2	Blount/5-4
4/18	* Murray State (A)	L	0-5	Fuller/3-6
4/19	* Murray State (A)	L	2-9	Bryant/0-3
4/21	Arkansas State	L	4-7	Paker/2-6
4/25	* Southeast Missouri	L	3-4	Blount/5-5
4/25	* Southeast Missouri	L	0-13	Parker/2-7
4/26	* Southeast Missouri	L	7-11	Fuller/3-7
5/2	* Austin Peay	L	0-12	Blount/5-6
5/2	* Austin Peay	W	8-4	Fuller/4-7
5/3	* Austin Peay	L	3-8	Alford/1-23

* - OVC Game

1999 Results

Victor (Bubba) Cates

Overall:16-38 • OVC:4-19

Home:12-15 • Away:4-23 • Neutral:0-0

Date	Opponent	W/L	UTM-OPP	Pitcher/Rcd.
2/6	Arkansas-Little Rock (A)	L	8-11	Washburn/0-1
2/6	Arkansas-Little Rock (A)	L	1-5	Messero/0-1
2/7	Arkansas-Little Rock (A)	L	10-16	Allen/0-1
2/13	Vanderbilt (A)	L	2-3	Allen/1-2
2/20	IUPUI	W	13-2	Washburn/1-1
2/20	IUPUI	W	7-3	Allen/1-2
2/21	IUPUI	W	13-2	Freeman/1-1
2/24	Murray State	L	5-8	Washburn/1-2
2/24	Murray State	L	3-7	Allen/1-3
2/28	Belmont	W	13-6	Alford/1-0
2/28	Belmont	W	7-1	Freeman/2-0

3/2	Southern Indiana (A)	L	5-9	Allen/1-4
3/3	Evansville (A)	L	1-10	Washburn/1-3
3/6	Northern Iowa	L	4-5	Freeman/2-1
3/7	Northern Iowa	L	4-10	Messer/0-3
3/7	Northern Iowa	W	13-7	Allen/3-4
3/9	Samford (A)	L	8-9	Allen/2-4
3/12	Southeast Missouri	L	7-12	Alford/1-1
3/12	Southeast Missouri	W	7-6	Messer/0-3
3/16	Tennessee (A)	L	3-6	Washburn/1-5
3/17	Tennessee (A)	L	7-8	Allen/3-5
3/20	Belmont (A)	L	0-2	Ozment/0-1
3/20	Belmont (A)	W	7-6	Rogers/1-0
3/24	Saint Louis (A)	W	20-15	Ozment/1-1
3/27	* Middle Tennessee	L	3-15	Washburn/1-6
3/27	* Middle Tennessee	L	3-13	Allen/3-6
3/28	* Middle Tennessee	W	4-2	Freeman/3-1
4/2	* Eastern Kentucky (A)	L	1-2	Freeman/3-2
4/2	* Eastern Kentucky (A)	L	1-3	Washburn/1-7
4/3	* Eastern Kentucky (A)	L	3-4	Gover/0-1
4/6	Arkansas State	W	2-0	Freeman/4-2
4/7	North Alabama	L	4-11	Messer/0-3
4/10	* Tennessee Tech	W	2-1	Freeman/5-2
4/10	* Tennessee Tech	W	2-0	Ozment/0-2
4/11	* Tennessee Tech	L	3-4	Rogers/1-1
4/17	* Murray State	L	2-3	Freeman/5-3
4/17	* Murray State	L	3-4	Ozment/2-2
4/18	* Murray State	W	1-5	Gover/0-2
4/20	Memphis (A)	L	0-4	Alford/1-2
4/21	Arkansas State (A)	L	5-13	Ozment/2-4
4/24	* Southeast Missouri (A)	L	2-11	Holt/0-1
4/24	* Southeast Missouri (A)	L	0-6	Ozment/2-4
4/25	* Southeast Missouri (A)	L	2-11	Freeman/5-4
4/28	Murray State (A)	W	10-9	Gover/1-2
5/1	* Austin Peay (A)	L	3-11	Freeman/5-5
5/1	* Austin Peay (A)	L	1-2	Holt/0-2
5/2	* Austin Peay (A)	W	8-6	Gover/2-2
5/8	* Eastern Illinois (A)	L	6-13	Ozment/2-5
5/8	* Eastern Illinois (A)	L	3-4	Holt/0-2
5/9	* Eastern Illinois (A)	L	5-11	Gover/2-2
5/12	Saint Louis	L	5-7	Washburn/1-8
5/15	* Morehead State	L	1-11	Freeman/5-7
5/15	* Morehead State	L	2-9	Ozment/1-4
5/16	* Morehead State	L	3-4	Holt/0-4

* - OVC Game

2000 Results

Victor (Bubba) Cates

Overall:12-41 • OVC:2-21

Home:5-19 • Away:5-22 • Neutral:0-0

Date	Opponent	W/L	UTM-OPP	Pitcher/Rcd.
2/12	Jacksonville State (A)	L	8-15	Carter/0-1
2/13	Jacksonville State (A)	L	3-9	Holt/0-1
2/15	Memphis (A)	W	6-4	Doyle/1-0
2/20	Southern Illinois	L	0-3	Carter/0-2
2/20	Southern Illinois	L	5-9	Holt/0-2
2/22	Samford (A)	L	10-13	Washburn/0-1
2/23	Samford (A)	L	6-12	Ozment/0-1
2/27	Northern Illinois	W	6-5	Carter/1-2
2/27	Northern Illinois	L	8-11	Holt/0-3
2/29	Southern Indiana	W	20-19	Doyle/2-0
3/1	Arkansas State (A)	L	5-8	Doyle/2-1
3/4	Arkansas-Little Rock	L	0-1	Carter/1-3
3/4	Arkansas-Little Rock	L	6-16	Alford/0-1
3/5	Arkansas-Little Rock	W	10-7	Doyle/3-1
3/8	Belmont (A)	L	1-8	Bevis/0-1
3/8	Belmont (A)	L	1-3	Carter/1-4
3/12	Southeast Missouri (A)	L	4-13	Alford/0-2
3/12	Southeast Missouri (A)	L	0-6	Doyle/3-2
3/14	Mississippi State (A)	L	1-16	Carter/1-5
3/15	Mississippi State (A)	L	3-14	Doyle/3-3
3/18	* Middle Tennessee (A)	L	3-9	Washburn/0-2
3/18	* Middle Tennessee (A)	L	1-7	Carter/1-6
3/21	Belmont	W	3-2	Doyle/4-3
3/21	Belmont	W	9-4	Holt/1-3

YEARLY RESULTS

3/22	Saint Louis	L	5-17	Washburn/0-3
3/25	* Eastern Kentucky	L	3-7	Holt/1-4
3/25	* Eastern Kentucky	L	1-3	Doyle/4-4
3/26	* Eastern Kentucky	L	4-8	Washburn/0-4
3/28	Ole Miss (A)	W	8-5	Spiceland/1-0
4/8	* Murray State (A)	L	5-9	Doyle/4-5
4/9	* Murray State (A)	L	3-8	Carter/1-7
4/9	* Murray State (A)	L	6-7	Holt/1-5
4/11	Southern Illinois (A)	L	6-12	Spiceland/1-1
4/15	* Southeast Missouri	L	7-8	Washburn/0-5
4/15	* Southeast Missouri	L	5-8	Carter/1-8
4/16	* Southeast Missouri	L	0-16	Holt/1-7
4/18	Ole Miss (N)	L	5-14	Washburn/0-6
4/21	* Austin Peay	L	3-13	Holt/1-7
4/21	* Austin Peay	L	2-6	Carter/1-9
4/22	* Austin Peay	L	3-7	Doyle/4-6
4/25	Southeast Missouri (A)	L	2-11	Freeman/5-4
4/27	Saint Louis (A)	W	6-5	Washburn/1-6
4/29	* Eastern Illinois	L	2-5	Holt/1-8
4/29	* Eastern Illinois	L	4-11	Careter/1-10
4/30	* Eastern Illinois	L	9-10	Washburn/1-7
5/6	* Morehead State (A)	W	11-3	Doyle/5-6
5/6	* Morehead State (A)	L	1-9	Holt/1-9
5/7	* Morehead State (A)	L	10-19	Washburn/1-8
5/9	* Tennessee Tech (A)	W	6-5	Holt/2-9
5/9	* Tennessee Tech (A)	L	6-8	Carter/1-11
5/10	* Tennessee Tech (A)	L	3-13	Doyle/5-7

* - OVC Game

2001 Results Victor (Bubba) Cates Overall:8-46 • OVC:3-18

Home:5-23 • Away:3-23 • Neutral:0-0

Date	Opponent	W/L	UTM-OPP	Pitcher/Rcd.
2/11	Vanderbilt (A)	L	0-5	Venczel/0-1
2/21	Memphis (A)	L	1-6	Sullivan/0-1
2/24	Northern Illinois	L	3-13	Venczel/0-2
2/24	Northern Illinois	L	5-12	Entrekin/0-1
2/25	Northern Illinois	L	6-8	Allen/0-1
2/28	Mississippi State (A)	L	1-5	Venczel/0-3
2/28	Mississippi State (A)	L	0-4	Sullivan/0-2
3/3	Bradley	L	1-5	Allen/0-2
3/3	Bradley	W	7-1	Entrekin/1-1
3/6	Belmont (A)	L	2-5	Sullivan/0-3
3/6	Belmont (A)	L	2-7	Venczel/0-4
3/10	Arkansas-Little Rock (A)	L	1-5	Allen/0-3
3/10	Arkansas-Little Rock (A)	L	2-15	Entrekin/1-2
3/11	Arkansas-Little Rock (A)	W	7-4	Spiceland/1-0
3/11	Arkansas-Little Rock (A)	L	5-6	Meadows/0-1
3/13	Kentucky (A)	L	3-11	Spiceland/1-1
3/14	Kentucky (A)	L	1-8	Entrekin/1-3
3/17	* Austin Peay	L	0-1	Sullivan/0-4
3/17	* Austin Peay	L	4-9	Venczel/0-5
3/18	* Austin Peay	L	6-8	Entrekin/1-4
3/20	Saint Louis	W	6-1	Meadows/1-1
3/21	Arkansas State (A)	L	2-13	Allen/0-4
3/24	* Tennessee Tech (A)	L	1-6	Sullivan/0-5
3/24	* Tennessee Tech (A)	L	2-8	Venczel/0-6
3/25	* Tennessee Tech (A)	L	1-6	Meadows/1-2
3/28	Lambuth	L	3-6	Entrekin/1-5
3/31	* Eastern Illinois	L	6-13	Sullivan/0-6
3/31	* Eastern Illinois	L	3-10	Venczel/0-7
4/1	* Eastern Illinois	L	2-16	Meadows/1-3
4/3	Lipscomb	L	3-7	Entrekin/1-6
4/7	* Morehead State (A)	L	3-16	Sullivan/0-7
4/7	* Morehead State (A)	W	20-19	Venczel/1-7
4/8	* Morehead State (A)	L	7-14	Meadows/1-4
4/10	Christian Brothers	W	10-6	Bevis/1-0
4/13	* Southeast Missouri	L	0-7	Sullivan/0-8
4/13	* Southeast Missouri	L	9-18	Allen/0-5
4/14	* Southeast Missouri	W	8-6	Meadows/2-4
4/17	Samford	L	5-6	Bevis/1-1
4/18	Samford	L	4-6	Spiceland/1-2
4/21	* Murray State (A)	L	6-14	Meadows/2-5

4/21	* Murray State (A)	L	2-5	Sullivan/0-9
4/22	* Murray State (A)	L	6-8	Venczel/1-8
4/24	Memphis	L	4-19	Allen/0-6
4/25	Lipscomb	L	8-18	Meadows/2-6
4/28	* Eastern Kentucky	L	7-13	Allen/0-7
4/28	* Eastern Kentucky	L	2-4	Venczel/1-9
4/29	* Eastern Kentucky	W	9-5	Meadows/3-6
5/1	Saint Louis (A)	L	4-5	Sullivan/0-10
5/5	Belmont	L	7-17	Venczel/1-10
5/5	Belmont	L	4-5	Meadows/3-7
5/10	Arkansas State	L	5-10	Entrekin/1-7
5/12	Southern Illinois (A)	L	3-7	Sullivan/0-11
5/12	Southern Illinois (A)	L	0-1	Venczel/1-11
5/13	Southern Illinois (A)	W	4-2	Meadows/4-7

* - OVC Game

2002 Results Victor (Bubba) Cates Overall:18-33 • OVC:4-15

Home:11-15 • Away:7-18 • Neutral:0-0

Date	Opponent	W/L	UTM-OPP	Pitcher/Rcd.
2/16	Arkansas-Little Rock (A)	L	2-14	Sullivan/0-1
2/16	Arkansas-Little Rock (A)	L	1-5	Venczel/0-1
2/17	Arkansas-Little Rock (A)	W	8-6	Allen/1-0
2/20	Memphis	L	5-13	Allen/1-1
3/2	Southeastern Louisiana (A)	L	3-4	Venczel/0-2
3/2	Southeastern Louisiana (A)	L	5-6	Allen/1-2
3/3	Southeastern Louisiana (A)	W	14-4	Meadows/1-0
3/6	Southern Illinois	L	10-12	Summers/0-1
3/8	Illinois-Chicago	L	1-27	Venczel/0-3
3/9	Illinois-Chicago	L	3-9	Sullivan/0-2
3/10	Illinois-Chicago	L	0-3	Allen/1-3
3/10	Illinois-Chicago	W	2-1	Meadows/2-0
3/13	Samford (A)	L	3-24	Venczel/0-3
3/13	Samford (A)	L	1-2	Corey/0-1
3/14	Lipscomb (A)	L	5-7	Sullivan/0-3
3/16	Western Illinois	W	6-2	Allen/2-3
3/16	Western Illinois	W	7-0	Meadows/3-0
3/17	Western Illinois	W	10-9	Sullivan/1-3
3/23	* Tennessee Tech	W	10-0	Allen/3-3
3/23	* Tennessee Tech	L	0-13	Meadows/3-1
3/24	* Tennessee Tech	W	13-8	Sullivan/2-3
3/27	Christian Brothers	W	4-1	Corey/1-13
3/3	* Eastern Illinois (A)	L	1-10	Allen/3-4
3/30	* Eastern Illinois (A)	W	4-2	Meadows/4-1
4/2	Mississippi State (A)	L	5-6	Venczel/0-5
4/6	* Morehead State	L	4-6	Allen/3-5
4/6	* Morehead State	L	6-20	Corey/1-2
4/7	* Morehead State	L	8-16	Sullivan/2-4
4/9	Lipscomb	L	6-7	Summers/0-2
4/10	Saint Louis (A)	W	5-2	Allen/4-5
4/13	* Southeast Missouri (A)	L	3-16	Allen/4-6
4/13	* Southeast Missouri (A)	L	8-12	Sullivan/2-5
4/14	* Southeast Missouri (A)	L	2-12	Hite/0-1
4/16	Martin Methodist	W	13-12	Sullivan/3-6
4/17	Mississippi Valley State	W	16-2	Spiceland/1-2
4/20	* Murray State	L	10-12	Summers/0-3
4/20	* Murray State	L	7-10	Bevis/0-1
4/21	* Murray State	L	1-3	Sullivan/3-6
4/23	Ole Miss (A)	L	1-3	Venczel/0-6
4/24	Bethel	W	21-0	Corey/2-2
4/28	* Eastern Kentucky (A)	L	1-14	Allen/4-7
4/28	* Eastern Kentucky (A)	L	7-9	Venczel/0-7
5/4	Southern Illinois (A)	W	8-6	Allen/5-7
5/4	Southern Illinois (A)	L	7-11	Venczel/0-8
5/10	Arkansas State	L	6-10	Allen/5-8
5/12	Arkansas State (A)	W	2-1	Sullivan/4-7
5/14	Belmont	L	0-8	Allen/5-9
5/14	Belmont	W	2-1	Hite/1-1
5/18	* Austin Peay (A)	L	1-4	Sullivan/4-7
5/18	* Austin Peay (A)	L	1-2	Allen/5-10
5/19	* Austin Peay (A)	W	7-5	Spiceland/2-0

* - OVC Game

2003 Results Victor (Bubba) Cates Overall:17-30-1 • OVC:6-13-1 Home:13-13-1 • Away:4-17 • Neutral:0-0

Date	Opponent	W/L	UTM-OPP	Pitcher/Rcd.
3/1	Arkansas-Little Rock (A)	L	2-9	Corey/0-1
3/1	Arkansas-Little Rock (A)	L	6-13	Robinson/0-1
3/2	Arkansas-Little Rock (A)	W	13-6	Bryant/1-0
3/2	Arkansas-Little Rock (A)	L	2-19	Estill/0-1
3/4	Saint Louis	W	6-5	Corey/1-1
3/8	Southeastern Louisiana	W	22-6	Robinson/1-1
3/8	Southeastern Louisiana	L	8-14	Summers/0-1
3/9	Southeastern Louisiana	L	12-13	McBride/0-1
3/11	Birmingham-Southern (A)	L	3-9	Spiceland/0-1
3/12	Birmingham-Southern (A)	L	5-21	Robinson/1-2
3/15	Dayton	L	1-3	Corey/1-2
3/15	Dayton	W	7-2	Bryant/2-0
3/16	Dayton	L	7-8	Estill/0-2
3/17	Martin Methodist	W	9-8	Summers/1-1
3/22	Chicago State	W	4-3	Corey/2-2
3/22	Chicago State	W	11-5	Summers/2-1
3/23	Chicago State	W	10-4	Robinson/2-2
3/26	Arkansas State	W	6-3	Spiceland/1-1
3/27	Berea College	W	32-9	Estill/1-2
4/1	Saint Louis (A)	L	7-11	Robinson/2-3
4/2	Memphis (A)	L	1-24	Hall/0-1
4/5	* Austin Peay	L	3-11	Spiceland/1-2
4/5	* Austin Peay	T	10-10	None
4/8	Christian Brothers	W	5-2	Bryant/3-0
4/12	* Tennessee Tech (A)	L	1-3	Corey/2-3
4/12	* Tennessee Tech (A)	L	1-7	Robinson/2-4
4/13	* Tennessee Tech (A)	L	4-5	Summers/2-2
4/15	Lipscomb	L	4-17	Alford/0-1
4/18	* Eastern Kentucky (A)	W	7-2	Corey/3-3
4/18	* Eastern Kentucky (A)	L	5-7	Bryant/3-1
4/19	* Eastern Kentucky (A)	L	8-18	Spiceland/1-3
4/22	Ole Miss (A)	L	0-7	Bryant/3-2
4/26	* Morehead State	W	8-3	Corey/4-3
4/26	* Morehead State	W	11-5	Robinson/3-4
4/27	* Morehead State	L	9-15	Massey/0-1
4/29	Belmont (A)	L	4-8	Estill/1-3
4/29	Belmont (A)	L	1-7	Dobson/0-1
5/3	* Southeast Missouri	L	1-9	Corey/4-4
5/3	* Southeast Missouri	L	2-14	Bryant/3-3
5/4	* Southeast Missouri	L	5-20	Massey/0-2
5/7	Arkansas State (A)	L	2-7	Summers/2-3
5/10	* Murray State (A)	L	8-12	Robinson/3-5
5/10	* Murray State (A)	W	9-3	Bryant/4-3
5/11	* Murray State (A)	W	11-6	Spiceland/2-3
5/13	Memphis	L	4-7	Summers/2-4
5/16	* Eastern Illinois	L	14-19	Corey/4-5
5/17	* Eastern Illinois	W	11-2	Bryant/5-3
5/17	* Eastern Illinois	L	8-13	Summers/2-5

* - OVC Game

2004 Results Victor (Bubba) Cates Overall:16-38 • OVC:7-20 Home:10-21 • Away:6-17 • Neutral:0-0

Date	Opponent	W/L	UTM-OPP	Pitcher/Rcd.
2/17	Western Kentucky	L	2-8	Bryant/0-1
2/18	Arkansas State (A)	L	1-2	Link/0-1
2/21	Louisiana-Monroe	L	0-12	Smith/0-1
2/21	Louisiana-Monroe	W	5-2	Bryant/1-1
2/22	Louisiana-Monroe	L	3-9	Meador/0-1
2/25	Belmont	L	12-16	Summers/0-1
2/28	Bradley University	W	4-2	Meador/1-1
2/28	Bradley University	W	5-2	Bryant/2-1
2/29	Bradley University	L	5-20	Smith/0-2
3/2	Belmont (A)	W	5-3	Link/1-1
3/4	Viterbo	L	6-9	Estill/0-1
3/9	Memphis	L	4-7	Bryant/2-2
3/11	# Wake Forest (N)	L	1-5	Ledlow/0-1

YEARLY RESULTS

3/13	# Western Illinois (N)	L	7-10	Dobson/0-1
3/14	# Missouri (N)	L	3-7	Bryant/2-3
3/16	Vanderbilt (A)	L	5-6	Ledlow/0-2
3/17	Lambuth	L	1-13	Robinson/0-2
3/23	Saint Louis (A)	W	8-3	Massey/1-0
3/27	* Eastern Illinois (A)	W	8-3	Meador/2-1
3/27	* Eastern Illinois (A)	L	1-5	Bryant/2-4
3/28	* Eastern Illinois (A)	W	8-4	Massey/2-0
3/31	Western Kentucky (A)	L	7-11	Estill/0-2
4/3	* Eastern Kentucky	W	4-3	Meador/3-1
4/3	* Eastern Kentucky	L	1-6	Massey/2-1
4/4	* Eastern Kentucky	L	4-20	Bryant/2-5
4/6	Harding University	W	13-4	Estill/1-2
4/9	* Morehead State (A)	L	12-13	Meador/3-2
4/9	* Morehead State (A)	L	6-11	Massey/2-2
4/10	* Morehead State (A)	L	5-22	Bryant/2-6
4/14	Saint Louis	W	14-4	Robinson/1-2
4/17	* Tennessee Tech	W	20-11	Meador/4-2
4/17	* Tennessee Tech	W	5-4	Dobson /1-1
4/18	* Tennessee Tech	L	8-12	Robinson/1-3
4/20	Lipscomb (A)	L	6-7	Summers/0-2
4/24	* Austin Peay (A)	L	2-23	Meador/4-3
4/24	* Austin Peay (A)	L	4-13	Dobson/1-2
4/25	* Austin Peay (A)	L	1-13	Massey/2-3
4/27	Miss. Valley State (A)	W	8-2	Meador/5-3
4/27	Miss. Valley State (A)	W	2-1	Estill/2-2
5/1	* Murray State (A)	L	5-9	Estill/1-3
5/1	* Murray State (A)	L	4-5	Summers/1-3
5/2	* Murray State (A)	L	3-4	Meador/5-4
5/5	Arkansas State	L	2-19	Smothers/0-1
5/8	* Jacksonville State	L	4-13	Dobson/1-3
5/8	* Jacksonville State	L	8-10	Massey/2-4
5/9	* Jacksonville State	W	21-16	Summers/2-3
5/12	Lipscomb	L	1-4	Robinson/1-4
5/15	* Samford	L	2-16	Dobson/2-4
5/15	* Samford	L	2-3	Massey/2-5
5/16	* Samford	L	1-6	Meador/5-5
5/18	Memphis	L	2-9	Ledlow/0-5
5/21	* Southeast Missouri	L	2-9	Massey/2-6
5/21	* Southeast Missouri	L	4-12	Summers/2-4
5/22	* Southeast Missouri	W	17-16	Dobson/2-4

- Easton Challenge (Millington, Tenn.)
* - OVC Game

2005 Results Victor (Bubba) Cates Overall:12-43 • OVC:6-20

Home:7-21 • Away:5-19 • Neutral:0-3

Date	Opponent	W/L	UTM-OPP	Pitcher/Rcd.
2/18	Louisiana-Monroe (A)	L	1-6	Massey/0-1
2/19	Louisiana-Monroe (A)	L	0-1	Bryant/0-1
2/20	Louisiana-Monroe (A)	L	4-7	Estill/0-1
2/23	#16 Vanderbilt (A)	L	5-12	Ledlow/0-1
2/25	Martin Methodist	W	5-4	Dobson/1-0
3/1	Arkansas State	L	4-18	Estill/0-2
3/2	Memphis	L	1-4	Massey/0-2
3/5	Western Illinois	W	5-4	Ledlow/1-1
3/5	Western Illinois	W	4-3	Bryant/1-1
3/6	Western Illinois	W	17-8	Estill/1-2
3/8	Evansville	L	3-4	Massey/0-3
3/9	Evansville	L	3-13	Link/0-1
3/12	# Indiana State (N)	L	2-4	Bryant/1-2
3/13	# Connecticut (N)	L	0-3	Massey/0-4
3/13	# Arkansas-Little Rock (N)	L	0-3	Estill/1-3
3/15	Birmingham-Southern (A)	L	1-7	Ledlow/1-2
3/16	Birmingham-Southern (A)	L	7-9	Link/0-2
3/17	Lipscomb (A)	L	4-6	Bryant/1-3
3/25	* Eastern Illinois	W	16-4	Massey/1-4
3/25	* Eastern Illinois	L	1-3	Ledlow/1-3
3/26	* Eastern Illinois	L	2-7	Estill/1-4
3/29	Southern Illinois (A)	L	3-4	Summers/0-1
4/3	* Eastern Kentucky (A)	L	2-11	Massey/1-5
4/3	* Eastern Kentucky (A)	W	6-5	Bryant/2-3
4/5	Arkansas State	L	1-7	Estill/1-5

4/9	* Morehead State	L	3-8	Ledlow/1-4
4/9	* Morehead State	L	3-5	Bryant/2-4
4/10	* Morehead State	L	11-18	Estill/1-6
4/13	Saint Louis (A)	W	9-7	Summers/1-0
4/16	* Tennessee Tech (A)	L	2-5	Ledlow/1-5
4/16	* Tennessee Tech (A)	W	3-2	Bryant/3-4
4/17	* Tennessee Tech (A)	L	0-8	Estill/1-7
4/19	Southern Illinois	L	7-12	Smothers/0-1
4/20	Lipscomb	L	3-8	Link/0-3
4/23	* Austin Peay	L	3-14	Ledlow/1-6
4/23	* Austin Peay	L	0-2	Bryant/3-5
4/24	* Austin Peay	L	1-6	Estill/1-8
4/27	Belmont	L	2-3	Smothers/0-2
4/30	* Murray State	L	3-4	Ledlow/1-7
4/30	* Murray State	L	2-6	Bryant/3-6
5/1	* Murray State	W	4-2	Massey/2-5
5/3	Belmont (A)	L	2-5	Link/0-4
5/3	Belmont (A)	W	10-8	Smothers/1-2
5/7	* Jacksonville State (A)	L	0-8	Ledlow/1-8
5/7	* Jacksonville State (A)	L	4-6	Summers/1-2
5/8	* Jacksonville State (A)	W	4-3	Massey/3-5
5/11	Memphis (A)	L	3-7	Smothers/1-3
5/14	* Samford	W	7-6	Summers/2-2
5/14	* Samford	L	0-8	Bryant/3-6
5/15	* Samford	L	1-7	Massey/3-6
5/17	Mississippi State (A)	L	3-17	Estill/1-9
5/17	Mississippi State (A)	L	3-8	Smothers/1-4
5/20	* Southeast Missouri (A)	L	4-6	Ledlow/1-9
5/20	* Southeast Missouri (A)	L	2-4	Bryant/3-8
5/21	* Southeast Missouri (A)	L	3-4	Massey/3-7

- USA Challenge (Millington, Tenn.) • * - OVC Game

2006 Results Victor (Bubba) Cates Overall:20-35 • OVC:9-18 Home:14-10 • Away:6-24 • Neutral:0-1

Date	Opponent	W/L	UTM-OPP	Pitcher/Rcd.
2/17	Northwestern State (A)	L	1-9	Smothers/0-1
2/17	Northwestern State (A)	L	1-7	Ledlow/0-1
2/19	Northwestern State (A)	L	2-7	Rockholt/0-1
2/25	Bradley University	L	2-7	Smothers/0-2
2/25	Bradley University	W	4-3	Cameron/1-0
2/26	Bradley University	L	6-14	Rockholt/ 0-2
2/28	Memphis (A)	L	7-9	Link/ 0-1
3/1	Union University	W	10-9	Cameron/2-0
3/4	Freed-Hardeman	L	5-10	Rockholt/0-3
3/4	Freed-Hardeman	W	4-3	Cameron/0-0
3/7	Arkansas State (A)	L	3-12	Link/0-2
3/7	Arkansas State (A)	W	5-4	Smothers/1-2
3/10	Arkansas - Little Rock (A)	L	2-5	Ledlow/0-2
3/11	Arkansas - Little Rock (A)	L	7-12	Smothers/1-3
3/11	Arkansas - Little Rock (A)	L	4-5	Estill/0-1
3/14	Belmont (A)	W	4-3	Dobson/1-0
3/15	Lipscomb (A)	L	3-4	Ledlow/0-3
3/16	Middle Tennessee (A)	L	11-12	Dobson/1-1
3/25	* Southeast Missouri	W	3-2	Dobson/2-1
3/25	* Southeast Missouri	W	2-1	Smothers/2-3
3/26	* Southeast Missouri	W	1-0	Rockholt/1-3
3/29	Southern Illinois (A)	L	1-7	Link/0-3
4/1	* Eastern Illinois (A)	L	1-6	Ledlow/0-4
4/1	* Eastern Illinois (A)	L	4-5	Dobson/2-2
4/2	* Eastern Illinois (A)	W	8-5	Rockholt/2-3
4/4	Southern Illinois	W	5-4	Estill/1-1
4/5	^ Memphis (N)	L	4-5	Dobson/2-3
4/8	* Eastern Kentucky	L	2-4	Ledlow/0-5
4/8	* Eastern Kentucky	L	1-6	Smothers/2-5
4/9	* Eastern Kentucky	L	3-11	Rockholt/2-4
4/10	Martin Methodist (A)	L	3-4	Cameron/3-1
4/11	Saint Louis	W	12-4	Ledlow/1-5
4/14	* Morehead State (A)	L	7-10	Smothers/2-5
4/14	* Morehead State (A)	L	0-2	Ledlow/1-6
4/15	* Morehead State (A)	W	23-7	Rockholt/3-4
4/18	Arkansas State	W	11-5	Walker/1-0
4/19	Lipscomb	W	9-8	Smothers/3-5

4/22	* Tennessee Tech	W	5-1	Ledlow/2-6
4/22	* Tennessee Tech	L	5-7	Cameron/3-2
4/23	* Tennessee Tech	W	6-5	Dobson/3-3
4/27	Miss. Valley State (A)	W	1-0	Link/1-3
4/29	* Austin Peay (A)	L	1-7	Ledlow/2-7
4/29	* Austin Peay (A)	L	4-7	Smothers/3-6
4/30	* Austin Peay (A)	L	3-4	Rockholt/2-5
5/2	Belmont	W	4-1	Link/2-3
5/6	* Murray State (A)	L	4-6	Ledlow/2-8
5/6	* Murray State (A)	L	2-7	Smothers/3-7
5/7	* Murray State (A)	W	9-4	Rockholt/4-5
5/13	* Jacksonville State	L	0-7	Ledlow/2-9
5/13	* Jacksonville State	L	2-4	Smothers/3-8
5/14	* Jacksonville State	L	1-12	Rockholt/4-6
5/16	Mississippi State (A)	L	6-8	Cameron/3-3
5/19	* Samford (A)	L	4-5	Ledlow/2-10
5/19	* Samford (A)	L	0-2	Smothers/3-9
5/20	* Samford (A)	W	9-7	Cameron/4-3

^ - in Union City, Tenn.
* - OVC Game

2007 Results Victor (Bubba) Cates Overall:19-36 • OVC:7-19 Home:16-13 • Away:3-21 • Neutral:0-2

Date	Opponent	W/L	UTM-OPP	Pitcher/Rcd.
2/16	Southeastern Louisiana (A)	L	6-3	Ledlow/0-1
2/17	Southeastern Louisiana (A)	L	16-1	Smothers/0-1
2/18	Southeastern Louisiana (A)	L	10-3	Rockholt/0-1
2/25	Bradley University	L	14-8	Webb/0-1
2/25	Bradley University	W	3-2	Rockholt/1-1
2/27	Memphis (A)	L	2-1	Webb/0-2
2/28	Southern Illinois	L	12-5	Blackmon/0-1
3/6	South Dakota State	W	5-4 (10)	Cameron/1-0
3/7	South Dakota State	L	15-4	Walker/0-1
3/9	Kentucky (A)	L	6-4	Ledlow/0-2
3/10	Kentucky (A)	L	27-0	Walker/0-2
3/11	Kentucky (A)	L	16-7	Smothers/0-2
3/13	McKendree	W	6-0	Blackmon/1-1
3/14	McKendree	W	17-8	Rockholt/2-1
3/17	IPFW	W	4-1	Ledlow/1-2
3/17	IPFW	W	5-2	Walker/1-2
3/18	IPFW	L	7-5	Smothers/0-3
3/20	Saint Louis (A)	L	1-0	Rockholt/2-2
3/24	* Southeast Missouri (A)	L	7-6	Cameron/1-1
3/24	* Southeast Missouri (A)	L	7-5	Walker/1-3
3/25	* Southeast Missouri (A)	L	18-8	Blackmon/1-2
3/27	Arkansas State	W	8-3	Smothers/1-3
3/28	Southern Illinois (A)	L	13-8	Walker/1-4
3/31	* Eastern Illinois	W	8-7	Cameron/2-1
4/1	* Eastern Illinois	L	8-5	Blackmon/1-3
4/1	* Eastern Illinois	L	8-7	Cameron/2-2
4/4	Lipscomb (A)	L	5-3	Cameron/2-3
4/6	* Eastern Kentucky (A)	L	13-8	Ledlow/1-3
4/6	* Eastern Kentucky (A)	W	6-1	Blackmon/2-3
4/9	& Martin Methodist (N)	L	14-10 (12)	Cameron/2-4
4/11	Saint Louis	W	5-1	Rockholt/3-2
4/14	* Morehead State	W	7-6 (10)	Cameron/3-4
4/15	* Morehead State	L	8-0	Blackmon/2-4
4/15	* Morehead State	W	5-4 (8)	Walker/2-4
4/17	Arkansas State (A)	L	6-1	Walker/2-5
4/19	Lyon College	W	7-3	Rockholt/4-2
4/20	* Tennessee Tech (A)	L	8-5	Rockholt/4-3
4/21	* Tennessee Tech (A)	L	7-3	Blackmon/2-5
4/22	* Tennessee Tech (A)	L	9-5	Smothers/1-4
4/24	Belmont	W	11-8	Webb/1-2
4/25	Lipscomb	W	20-15	Smothers/2-4
4/28	* Austin Peay	L	4-0	Ledlow/1-4
4/28	* Austin Peay	L	15-3	Blackmon/2-6
4/29	* Austin Peay	L	4-2	Walker/2-6
5/1	Belmont (A)	W	3-1	Smothers/2-4
5/5	* Murray State	L	10-6	Ledlow/1-5
5/5	* Murray State	W	10-9	Cameron/4-4
5/6	* Murray State	W	8-5	Walker/3-6

YEARLY RESULTS

5/12	* Jacksonville State (A)	L	13-2	Ledlow/1-6
5/12	* Jacksonville State (A)	W	4-3	Blackmon/3-6
5/13	* Jacksonville State (A)	L	3-1	Walker/3-7
5/15	^ - Memphis (N)	L	5-3	Smothers/3-5
5/18	* Samford	L	13-5	Walker/3-8
5/18	* Samford	L	11-3	Blackmon/3-7
5/19	* Samford	L	7-1	Smothers/3-6

& - in Savannah, Tenn.

^ - in Union City, Tenn.

* - OVC Game

2008 Results Victor (Bubba) Cates Overall: 10-41 • OVC: 5-25

Home: 4-15 • Away: 5-23 • Neutral: 1-3

Date	Opponent	W/L	UTM-OPP	Pitcher/Rcd.
2/23	USC Upstate (A)	L	5-7	Walker/0-1
2/23	George Washington (N)	L	6-10	McElyea/0-1
2/14	New Jersey Institute of Technology (N)	L	4-14	Cates/0-1
2/27	Memphis (A)	L	7-10	Sutton/0-1
2/28	Southern Illinois	L	6-10	McElyea/0-2
3/1	Creighton	L	4-9	Blackmon/0-1
3/1	Creighton	L	1-12	Walker/0-2
3/2	Creighton	L	2-8	Lantz/0-1
3/6	Lambuth	L	6-11	Cates/0-2
3/11	Arkansas-Little Rock (A)	W	2-0	Walker/1-0
3/12	Arkansas-Little Rock (A)	L	5-19	Lantz/0-2
3/14	Louisiana Tech (A)	L	5-8	Cates/0-3
3/15	Louisiana Tech (A)	L	1-6	Patterson/0-1
3/16	Louisiana Tech (A)	L	6-11	Lantz/0-3
3/21	* Samford (A)	L	3-5	Walker/1-3
3/21	* Samford (A)	L	1-14	Lantz/0-4
3/22	* Samford (A)	L	5-12	Patterson/0-2
3/25	Arkansas State	L	6-12	Blackmon/0-2
3/26	Southern Illinois (A)	L	3-6	Cates/0-4
3/29	* Southeast Missouri	L	6-19	Walker/1-4
4/1	Arkansas State (A)	W	9-8 (10)	Patterson/1-2
4/2	Lipscomb	W	9-8 (10)	Sutton/1-1
4/5	* Eastern Illinois	L	4-6	Walker/1-5
4/5	* Eastern Illinois	L	6-8	Lantz/0-5
4/6	* Eastern Illinois	L	2-13	Patterson/1-3
4/8	Evansville	L	10-15	Cates/0-5
4/9	Lipscomb (A)	L	9-10	McElyea/0-3
4/12	* Eastern Kentucky	L	3-6	Walker/1-6
4/12	* Eastern Kentucky	L	0-6	Lantz/0-6
4/13	* Eastern Kentucky	W	6-3	Sutton/2-1
4/15	Saint Louis (A)	L	4-11	Cates/0-6
4/16	Memphis (N)	L	3-7	McElyea/0-4
4/19	* Morehead State (A)	L	8-16	Walker/1-7
4/19	* Morehead State (A)	W	16-12	Patterson/2-3
4/20	* Morehead State (A)	L	8-13	Lantz/1-7
4/22	Evansville (A)	W	13-12	Cates/1-6
4/26	* Tennessee Tech	W	5-4	Walker/2-7
4/26	* Tennessee Tech	W	5-0	Sutton/3-1
4/27	* Tennessee Tech	L	1-8	Lantz/0-8
4/29	Belmont	W	6-5	Patterson/3-3
4/29	Belmont	L	5-14	Bixby/0-1
5/3	* Austin Peay (A)	L	3-13	Walker/2-8
5/4	* Austin Peay (A)	W	4-2	Sutton/4-1
5/4	* Austin Peay (A)	L	3-12	McElyea/0-5
5/10	* Murray State (A)	L	1-5	Walker/2-9
5/10	* Murray State (A)	L	1-5	Sutton/4-2
5/11	* Murray State (A)	L	4-13	McElyea/0-6
5/13	Belmont (A)	L	5-12	Bowker/0-1
5/16	* Jacksonville State	L	7-10	Walker/2-10
5/16	* Jacksonville State	L	0-5	Sutton/4-3
5/17	* Jacksonville State	L	8-15	McElyea/0-7

* - OVC Game

2009 Results Victor (Bubba) Cates Overall: 21-30 • OVC: 10-14

Home: 12-13 • Away: 9-16 • Neutral: 0-1

Date	Opponent	W/L	UTM-OPP	Pitcher/Rcd.
2/20	Central Arkansas (A)	L	5-11	Green/0-1
2/21	Central Arkansas (A)	W	7-6	Hensley/1-0
2/22	Central Arkansas (A)	L	6-15	Flaniken/0-1
2/24	Southern Illinois	W	6-5	Bowker/1-0
2/25	Evansville	W	13-2	Green/1-1
3/3	Southern Illinois (A)	L	4-5	Green/1-2
3/4	Bethel	W	8-7	Patterson/1-0
3/5	Lambuth	L	4-8	Flaniken/0-2
3/10	UAB (A)	L	5-13	Green/1-3
3/11	UAB (A)	L	2-13	Cates/0-1
3/13	Georgia State (A)	L	7-10	Hensley/1-1
3/13	Georgia State (A)	W	8-7 (10)	Hensley/2-1
3/17	Memphis (A)	W	9-2	Green/2-3
3/18	Iowa	L	6-25	Bowker/1-1
3/20	Purdue	L	7-11 (10)	Patterson/1-1
3/21	SIU Edwardsville	L	7-9	Flaniken/0-3
3/22	SIU Edwardsville	W	12-5	Green/3-3
3/24	Arkansas-Little Rock	W	20-11	Vesser/1-0
3/25	Arkansas-Little Rock	W	12-3	Hensley/3-1
3/28	* Southeast Missouri (A)	L	5-6 (10)	Hensley/3-2
3/28	* Southeast Missouri (A)	L	7-9	Lozupone/0-1
3/29	* Southeast Missouri (A)	L	8-12	Vesser/1-1
4/1	Evansville (A)	L	1-9	Cates/0-2
4/4	* Eastern Kentucky (A)	L	7-12	Green/3-4
4/4	* Eastern Kentucky (A)	L	2-4	Lozupone/0-2
4/5	* Eastern Kentucky (A)	W	10-9 (10)	Owen/1-0
4/7	Belmont	L	4-6	Flaniken/0-4
4/10	* Eastern Illinois	L	3-10	Green/3-5
4/10	* Eastern Illinois	W	13-3	Lozupone/1-2
4/11	* Eastern Illinois	W#	3-30	None
4/14	Saint Louis	L	3-4	Cates/0-3
4/15	Lipscomb (A)	W	10-6	Patterson/2-1
4/18	* Morehead State	L	2-16	Green/3-6
4/18	* Morehead State	W	6-5	Flaniken/1-4
4/19	* Morehead State	L	10-17	Patterson/2-2
4/21	Arkansas State	W	6-2	Cates/1-3
4/22	\$Memphis (N)	L	4-6	Hensley/3-3
4/25	* Tennessee Tech (A)	W	21-5	Lozupone/2-2
4/25	* Tennessee Tech (A)	L	0-1	Green/3-7
4/26	* Tennessee Tech (A)	L	6-12	Flaniken/1-5
5/2	* Austin Peay	L	3-6	Green/3-8
5/2	* Austin Peay	L	6-8	Flaniken/1-6
5/3	* Austin Peay	W	6-1	Hensley/4-3
5/9	* Murray State	L	0-12	Lozupone/2-3
5/9	* Murray State	W	3-2	Green/4-8
5/10	* Murray State	L	4-13	Hensley/4-4
5/13	Belmont (A)	L	6-12	Cates/1-4
5/13	Belmont (A)	L	4-8	Flaniken/1-7
5/15	* Jacksonville State (A)	W	11-7	Lozupone/3-3
5/15	* Jacksonville State (A)	W	17-2	Green/5-8
5/16	* Jacksonville State (A)	W	3-2	Webb/1-0

* - OVC Game

- Game was forfeited by Eastern Illinois

\$ - Pringles Park - Jackson, Tenn.

2010 Results Victor (Bubba) Cates Overall: 24-31 • OVC: 8-16

Home: 15-11 • Away: 7-20 • Neutral: 2-0

Date	Opponent	W/L	UTM-OPP	Pitcher/Rcd.
2/20	IPFW	W	5-2	Green/1-0
2/21	IPFW	W	5-1	Lozupone/1-0
2/21	IPFW	W	7-6 (11)	Mills/1-1
2/23	Memphis	W	5-4	Cupples/1-0
2/26	#Houston Baptist	W	7-4	Lozupone/2-0
2/27	#Nicholls State (A)	L	2-8	Green/1-1
2/28	#Bryant	W	6-3	Mills/2-0
3/3	Lipscomb	L	1-4	Swaringen/0-1

3/6	Indiana State (A)	W	4-3	Green/2-1
3/6	Indiana State (A)	L	4-5 (13)	Tobik/0-1
3/7	Indiana State (A)	L	7-12	Flaniken/0-1
3/10	Vanderbilt (A)	L	1-9	Cupples/1-1
3/12	King College	W	8-6	Tobik/1-1
3/13	King College	L	4-5	Mills/2-1
3/16	Arkansas-Little Rock (A)	L	7-8	Swaringen/0-2
3/17	Arkansas-Little Rock (A)	L	5-7	Boshers/0-1
3/19	Cleveland State	W	17-6	Green/3-1
3/20	Cleveland State	W	16-9	Tobik/2-1
3/20	Cleveland State	W	20-11	Cupples/2-1
3/23	Southern Illinois	L	3-20	Boshers/0-2
3/27	* Jacksonville State	W	9-7	Green/4-1
3/27	* Jacksonville State	L	9-11	Swaringen/0-3
3/28	* Jacksonville State	L	6-11	Mills/2-2
3/30	Southern Illinois (A)	L	3-15	Boshers/0-3
4/2	* Murray State (A)	L	2-20	Green/4-2
4/2	* Murray State (A)	L	5-13	Lozupone/2-1
4/3	* Murray State (A)	L	5-7	Boshers/0-4
4/6	Arkansas State	W	17-12	Alsup/1-0
4/10	SIU Edwardsville (A)	W	7-4	Boshers/1-4
4/10	SIU Edwardsville (A)	L	3-6	Lozupone/2-2
4/11	SIU Edwardsville (A)	W	11-7	Green/5-2
4/13	Lambuth	W	7-6	Flaniken/1-1
4/17	* Southeast Missouri	W	12-4	Boshers/2-4
4/17	* Southeast Missouri	W	6-3	Green/6-2
4/18	* Southeast Missouri	L	1-15	Lozupone/2-3
4/21	Lipscomb (A)	L	4-7	Floyd/0-1
4/24	* Eastern Kentucky	W	18-9	Green/7-2
4/25	* Eastern Kentucky	L	3-7	Boshers/2-5
4/25	* Eastern Kentucky	L	4-7	Swaringen/0-4
4/28	Ole Miss (A)	L	6-15	Miller/0-1
5/1	* Eastern Illinois (A)	L	3-7	Boshers/2-6
5/1	* Eastern Illinois (A)	W	2-1	Green/8-2
5/2	* Eastern Illinois (A)	L	2-5	Floyd/0-2
5/4	Arkansas State (A)	L	3-8	Flaniken/1-2
5/8	* Morehead State (A)	W	10-9	Tobik/3-1
5/8	* Morehead State (A)	W	17-8	Green/9-2
5/9	* Morehead State (A)	L	9-10	Mills/2-3
5/12	Belmont	L	6-16	Swaringen/0-5
5/15	* Tennessee Tech	L	7-9 (13)	Flaniken/1-3
5/15	* Tennessee Tech	L	2-6	Green/9-3
5/16	* Tennessee Tech	W	12-9	Flaniken/2-3
5/18	Belmont (A)	W	16-9	Flaniken/3-3
5/21	* Austin Peay (A)	L	7-9	Green/9-4
5/22	* Austin Peay (A)	L	3-9	Tobik/3-2
5/22	* Austin Peay (A)	L	9-11	Flaniken/3-4

* - OVC Game

- Nicholls State Tournament - Thibodaux, La.

2011 Results Victor (Bubba) Cates Overall: 20-36 • OVC: 10-13

Home: 14-13 • Away: 5-21 • Neutral: 1-2

Date	Opponent	W/L	UTM-OPP	Pitcher/Rcd.
2/18	South Alabama (A)	L	1-6	Tobik/0-1
2/19	South Alabama (A)	L	3-4	Patterson/0-1
2/20	South Alabama (A)	L	10-11	Mills/0-1
2/22	Southern Illinois	W	5-1	Rodgers/1-0
2/26	Indiana State	L	3-11	Tobik/0-2
2/26	Indiana State	L	7-10	Kelley/0-1
2/27	Indiana State	W	9-8	Frederick/1-0
3/1	Evansville	L	3-16	Rodgers/1-1
3/4	South Dakota State	W	14-5	Mills/1-1
3/6	South Dakota State	L	0-2	Kelley/0-2
3/7	South Dakota State	L	3-10	Rodgers/1-2
3/11	Purdue	L	3-4	Tobik/0-3
3/12	Purdue	L	7-8	Frederick/1-1
3/13	Purdue	W	10-9	Jones/1-0
3/15	Memphis (A)	L	5-11	Rodgers/1-3
3/16	Arkansas State (A)	L	3-5	Patterson/0-2
3/18	UAB (A)	L	2-4	Mills/1-2
3/19	UAB (A)	L	1-2 (12)	Mills/1-3
3/20	UAB (A)	L	6-8	C. Young/0-1

YEARLY RESULTS

3/23	Evansville (A)	L	6-18	Rodgers/1-4
3/26	* Jacksonville State (A)	W	9-3	Tobik/1-3
3/26	* Jacksonville State (A)	L	4-7	Kelley/0-3
3/27	* Jacksonville State (A)	L	12-13	Patterson/0-3
3/29	Vanderbilt (A)	L	3-10	Skubina/0-1
4/2	* Murray State	L	3-6	Tobik/1-4
4/2	* Murray State	L	4-12	Kelley/0-4
4/3	* Murray State	W	14-13	Mills/2-3
4/6	Belmont	W	9-8	Mills/3-3
4/9	SIU Edwardsville	L	2-13	Tobik/1-5
4/9	SIU Edwardsville	W	7-6	Mills/4-3
4/10	SIU Edwardsville	W	20-14	Frederick/2-1
4/13	Lipscomb	W	7-4	Boshers/1-0
4/16	* Southeast Missouri (A)	L	2-8	Tobik/1-6
4/16	* Southeast Missouri (A)	L	2-8	Kelley/0-5
4/17	* Southeast Missouri (A)	L	4-8	Patterson/0-4
4/19	Southern Illinois (A)	W	5-3	Boshers/2-0
4/22	* Eastern Kentucky (A)	W	11-2	Tobik/2-6
4/22	* Eastern Kentucky (A)	W	5-3	Kelley/1-5
4/23	* Eastern Kentucky (A)	W	4-2 (8)	Boshers/3-0
4/30	* Eastern Illinois	W	6-4	Tobik/3-6
4/30	* Eastern Illinois	W	5-4	Boshers/4-0
5/7	* Morehead State	L	9-10	Boshers/4-1
5/7	* Morehead State	W	7-6 (8)	Frederick/3-1
5/8	* Morehead State	W	9-8	Mills/5-3
5/11	Belmont (A)	L	3-24	Cupples/0-1
5/11	Belmont (A)	L	5-14	Jones/1-1
5/14	* Tennessee Tech (A)	L	5-11	Tobik/3-7
5/14	* Tennessee Tech (A)	L	7-8 (12)	Mills/5-4
5/15	* Tennessee Tech (A)	L	7-8 (11)	Boshers/4-2
5/17	Arkansas (A)	L	2-6	Frederick/3-2
5/20	* Austin Peay	L	6-11	Boshers/4-3
5/20	* Austin Peay	L	3-14	Kelley/1-6
5/21	* Austin Peay	W	7-6	Mills/6-4
5/25	\$ Jacksonville State	L	8-9	Boshers/4-4
5/26	\$ Eastern Kentucky	W	6-2	Mills/7-4
5/27	\$ Southeast Missouri	L	7-12	Kelley/1-7

* - OVC Game

\$ - OVC Tournament (Pringles Park - Jackson, Tenn.)

2012 Results

Victor (Bubba) Cates

Overall: 13-41 • OVC: 7-20

Home: 10-14 • Away: 2-26 • Neutral: 1-1

Date	Opponent	W/L	UTM-OPP	Pitcher/Rcd.
2/17	Georgia Southern (A)	L	5-7	Mills/0-1
2/18	Georgia Southern (A)	L	1-10	Lozupone/0-1
2/19	Georgia Southern (A)	L	2-11	Kelley/0-1
2/21	Southern Illinois	W	9-4	Frederick/1-0
2/22	Union	L	4-9	Boshers/0-1
2/25	Butler	W	5-0	Mills/1-1
2/25	Butler	W	5-4	Smith/1-0
2/26	Butler	L	5-13	Kelley/0-2
2/29	Evansville	L	5-9	Boshers/0-2
3/2	Arkansas-Little Rock	L	3-11	Mills/1-2
3/3	Arkansas-Little Rock	L	4-12	Frederick/1-1
3/4	Arkansas-Little Rock	L	11-12 (10)	Lundgrin/0-1
3/6	Ole Miss (A)	L	4-20	Potts/0-1
3/9	Indiana State (A)	L	3-5	Cox/0-1
3/10	Indiana State (A)	L	5-7	Frederick/0-1
3/11	Indiana State (A)	L	4-15	Lozupone/0-2
3/13	Evansville (A)	L	5-6	Tobik/0-1
3/16	% Air Force	W	6-2	Mills/2-2
3/18	% Saint Louis (A)	L	2-3 (10)	Lundgrin/0-2
3/20	Christian Brothers	W	10-1	Smith/2-0
3/23	* Tennessee Tech	W	6-5	Tobik/1-1
3/24	* Tennessee Tech	L	1-11	Frederick/1-3
3/25	* Tennessee Tech	W	13-6	Smith/3-0
3/27	Lipscomb	W	4-3	Tobik/2-1
3/30	* Austin Peay (A)	L	2-10	Mills/2-3
3/31	* Austin Peay (A)	L	0-4	Frederick/1-4
4/1	* Austin Peay (A)	L	8-12	Boshers/0-3
4/3	Vanderbilt	L	2-16	Lozupone/0-3
4/6	* Murray State (A)	L	2-4	Mills/2-4

4/6	* Murray State (A)	W	4-3	Frederick/2-4
4/7	* Murray State (A)	L	0-7	Smith/3-1
4/11	Lipscomb (A)	L	4-15	Lozupone/0-4
4/13	* Jacksonville State	L	10-13	Mills/2-5
4/14	* Jacksonville State	W	7-4	Frederick/3-4
4/15	* Jacksonville State	L	8-14	Smith/3-2
4/18	Southern Illinois (A)	L	3-10	Kelley/0-3
4/20	* SIU Edwardsville (A)	L	2-3 (11)	Tobik/2-2
4/21	* SIU Edwardsville (A)	L	2-10	Frederick/3-5
4/22	* SIU Edwardsville (A)	L	5-12	Smith/3-3
4/24	Belmont (A)	L	3-6	Lundgrin/0-3
4/27	* Southeast Missouri	W	5-4	Tobik/3-2
4/28	* Southeast Missouri	L	1-13	Frederick/3-6
4/29	* Southeast Missouri	L	2-14	Kelley/0-4
5/4	* Eastern Kentucky	W	11-7	Mills/3-5
5/5	* Eastern Kentucky	L	3-16	Boshers/0-4
5/6	* Eastern Kentucky	L	7-8	Frederick/3-7
5/9	Belmont	L	0-5	Kelley/0-5
5/11	* Eastern Illinois (A)	W	5-4	Mills/4-5
5/12	* Eastern Illinois (A)	L	2-6	Boshers/0-5
5/13	* Eastern Illinois (A)	L	4-13	Frederick/3-7
5/15	Memphis (A)	L	3-13	Lozupone/0-5
5/17	* Morehead State (A)	L	2-8	Mills/4-6
5/18	* Morehead State (A)	L	5-8	Boshers/0-6
5/19	* Morehead State (A)	L	5-8	Frederick/3-9

* - OVC Game

% - Saint Louis Tournament

2013 Results

Victor (Bubba) Cates

Overall: 11-40 • OVC: 4-26

Home: 9-17 • Away: 2-23 • Neutral: 0-0

Date	Opponent	W/L	UTM-OPP	Pitcher/Rcd.
2/15	Southeastern Louisiana (A)	L	4-5	Smith/0-1
2/16	Southeastern Louisiana (A)	L	3-5	Houston/0-1
2/17	Southeastern Louisiana (A)	L	3-9	Boshers/0-1
2/19	Southern Illinois	L	4-8	Houston/0-2
2/20	Ole Miss (A)	L	2-15	Smith/0-2
2/23	IPFW	W	5-4	Ross/1-0
2/24	IPFW	W	1-0	Potts/1-0
2/24	IPFW	W	4-3	Skubina/1-0
3/3	North Dakota State	W	3-2	Ross/2-0
3/3	North Dakota State	L	0-5	Tobik/0-1
3/4	Mid-Continent	W	14-9	Potts/2-0
3/5	Arkansas State (A)	L	0-9	Houston/0-3
3/8	* Jacksonville State	W	5-3	Tobik/1-1
3/9	* Jacksonville State	L	5-10	Cox/0-1
3/9	* Jacksonville State	L	2-20	Potts/2-1
3/12	Lipscomb	W	4-3	Houston/1-3
3/15	* Murray State (A)	L	4-5	Ross/2-1
3/16	* Murray State (A)	L	13-15	Lundgrin/0-1
3/16	* Murray State (A)	L	7-11	Potts/2-2
3/19	Memphis	L	4-18	Houston/1-4
3/20	Evansville	W	8-3	Potts/3-2
3/22	* Tennessee Tech	L	1-3	Tobik/1-2
3/23	* Tennessee Tech	L	8-13	Cox/0-2
3/24	* Tennessee Tech	L	5-8	Jones/0-1
3/28	* Southeast Missouri (A)	L	5-8	Tobik/1-3
3/29	* Southeast Missouri (A)	L	6-9	Cox/0-3
3/30	* Southeast Missouri (A)	L	2-7	Potts/3-3
4/2	Evansville (A)	L	1-6	Houston/1-5
4/5	* Belmont	L	0-4	Tobik/1-4
4/6	* Belmont	W	9-8	Ross/3-1
4/7	* Belmont	L	2-11	Potts/3-4
4/9	Vanderbilt (A)	L	3-10	Ross/3-2
4/12	* Eastern Kentucky (A)	L	4-30	Tobik/1-5
4/13	* Eastern Kentucky (A)	L	3-7	Ross/3-3
4/14	* Eastern Kentucky (A)	W	5-1	Potts/4-4
4/16	Southern Illinois (A)	L	6-7	Skubina/1-1
4/19	* Morehead State	L	1-3	Smith/0-4
4/20	* Morehead State	L	3-7	Cox/0-4
4/21	* Morehead State	L	6-11	Potts/4-5
4/23	Central Arkansas (A)	L	8-16	Houston/1-6
5/4	* SIU Edwardsville (A)	L	1-10	Tobik/1-6

5/5	* SIU Edwardsville (A)	L	3-5	Cox/0-5
5/6	* SIU Edwardsville (A)	L	2-3 (10)	Smith/0-4
5/7	Lipscomb (A)	L	3-12	Ross/3-4
5/10	* Austin Peay	L	5-9	Tobik/1-7
5/11	* Austin Peay	L	1-5	Cox/0-6
5/12	* Austin Peay	L	0-8	Potts/4-6
5/14	Central Arkansas	L	4-16	Lundgrin/0-2
5/16	* Eastern Illinois (A)	W	4-3	Smith/1-4
5/17	* Eastern Illinois (A)	L	0-9	Cox/0-7
5/18	* Eastern Illinois	L	3-5	Potts/4-7

* - OVC Game

2014 Results

Brad Goss

Overall: 9-42 • OVC: 5-25

Home: 5-15 • Away: 3-25 • Neutral: 1-2

Date	Opponent	W/L	UTM-OPP	Pitcher/Rcd.
2/14	UAB (A)	L	0-5	Cox/0-1
2/15	UAB (A)	L	2-3	Jones/0-1
2/16	UAB (A)	L	3-5	Martin/0-1
2/19	Ole Miss (A)	L	0-6	Boshers/0-1
2/21	^ vs. Eastern Michigan	L	3-17	Cox/0-2
2/22	^ vs. Eastern Michigan	L	6-18	Potts/0-1
2/23	^ vs. Eastern Michigan	W	5-3	Jones/1-1
2/25	Southern Illinois	L	2-6	Smith/0-1
2/28	Stephen F. Austin (A)	L	4-9	Cox/0-3
3/1	Stephen F. Austin (A)	L	6-10	Ross/0-1
3/1	Stephen F. Austin (A)	L	0-1	Martin/0-2
3/7	* Jacksonville State (A)	L	5-10	Boshers/0-2
3/8	* Jacksonville State (A)	L	2-6	Potts/0-2
3/9	* Jacksonville State (A)	L	4-6	Martin/0-3
3/14	* Murray State	L	2-10	Potts/0-3
3/15	* Murray State	L	2-7	Cox/0-4
3/15	* Murray State	W	6-5	Houston/1-0
3/18	Evansville (A)	L	2-5	Ross/0-2
3/18	Evansville (A)	L	5-6 (8)	Houston/1-1
3/21	* Tennessee Tech (A)	L	5-14	Cox/0-5
3/22	* Tennessee Tech (A)	W	7-5	Smith/1-1
3/23	* Tennessee Tech (A)	L	0-2	Martin/0-4
3/28	* Southeast Missouri	L	0-13	Cox/0-6
3/29	* Southeast Missouri	L	3-9	Potts/0-4
3/30	* Southeast Missouri	L	1-11	Martin/0-5
4/1	Vanderbilt (A)	L	0-5	Ross/0-3
4/4	* Belmont (A)	L	1-5	Cox/0-7
4/5	* Belmont (A)	L	1-3	Potts/0-5
4/6	* Belmont (A)	L	3-6	Martin/0-6
4/9	Lipscomb	L	2-12	Flores/0-1
4/11	* Eastern Kentucky	L	1-9	Cox/0-8
4/12	* Eastern Kentucky	L	13-18	Potts/0-6
4/13	* Eastern Kentucky	W	9-4	Houston/2-1
4/15	Southern Illinois (A)	L	5-16	Ross/0-4
4/17	* Morehead State (A)	L	3-6	Cox/0-9
4/18	* Morehead State (A)	L	6-14	Smith/1-2
4/19	* Morehead State (A)	L	4-6	Martin/0-7
4/22	Saint Louis	W	9-2	Ross/1-4
4/25	Missouri State	W	4-3	Smith/2-2
4/26	Missouri State	L	5-7	Potts/0-7
5/2	* SIU Edwardsville	L	7-14	Smith/2-3
5/3	* SIU Edwardsville	W	3-2	Potts/1-7
5/4	* SIU Edwardsville	L	8-13	Ross/1-5
5/6	Lipscomb (A)	W	4-0	Boshers/1-2
5/10	* Austin Peay (A)	W	6-3 (12)	Houston/3-1
5/11	* Austin Peay (A)	L	2-10	Potts/1-8
5/12	* Austin Peay (A)	L	12-13	Houston/3-2
5/13	Memphis (A)	L	0-11	Boshers/1-3
5/15	* Eastern Illinois	L	1-3	Potts/1-9
5/16	* Eastern Illinois	L	3-7	Martin/0-8
5/17	* Eastern Illinois	L	1-5	Boshers/1-4


* - OVC Game

^ - ES Rose Park - Nashville, Tenn.

THIS IS UT MARTIN




SKYHAWK ATHLETICS



Above: Lester Hudson became the first Skyhawk in history to be selected in the NBA Draft when he was drafted by the Boston Celtics in 2009. A two-time Ohio Valley Conference Male Athlete of the Year, he led the UT Martin men's basketball team to its first-ever OVC regular season championship in 2008-09. The only player in NCAA Division-I history to accumulate a quadruple-double, he has suited up for the NBA's Boston Celtics (2009-10), Memphis Grizzlies (2009-10, 2011-12), Washington Wizards (2010-11) and Cleveland Cavaliers (2011-12) since graduating from UT Martin.



Above: Skyhawk junior pitcher Taylor "Bug" Cox was selected by the San Diego Padres in the 16th round of the 2014 MLB Draft. That marked the fourth straight season that a UT Martin baseball player had been chosen. Other selections include Trey Karlen (2011, 33rd round, Washington Nationals), Alec Mills (2012, 22nd round, Kansas City Royals) and Dan Tobik (2013, 39th round, Los Angeles Angels of Anaheim).



Above: Heather Butler became the first player in UT Martin and Ohio Valley Conference history to play in the WNBA after signing with the San Antonio Stars. She left the Skyhawks as the program and conference's all-time leading scorer with 2,865 career points, ranking 16th in NCAA history. Her 392 career 3-pointers tied the NCAA all-time record while scoring double figures in all 129 games of her career, ranking as the second longest streak in history.



Above: The Skyhawk women's basketball team clinched their fourth straight NCAA Tournament appearance along with second outright Ohio Valley Conference regular season title after setting a new record for single-season wins with 24. The duo of Heather Butler and Jasmine Newsome left UT Martin as the No. 1 and 2 scorers in both UTM and OVC history, combining for 5,404 career points. The trio of Newsome, Megan White and Butler will leave UT Martin with the program's first two outright OVC championships, four OVC tournament titles and four NCAA Tournament appearances.

UT MARTIN'S OVC CHAMPIONSHIPS

(since 2000)

-  Volleyball (2001)
-  Volleyball (2002)**
-  Women's Tennis (2005)
-  Football (2006)
-  Women's Tennis (2006)
-  Men's Basketball (2009)
-  Softball (2009)*
-  Soccer (2009)
-  Softball (2010)
-  Women's Basketball (2011)*
-  Women's Tennis (2011)
-  Soccer (2011)*
-  Women's Basketball (2012)**
-  Softball (2012)**
-  Soccer (2012)**
-  Women's Basketball (2013)*
-  Soccer (2013)
-  Women's Basketball (2014)**

*OVC Tournament Championship

**Team Won OVC Regular-Season and Tournament Titles

College National Finals Rodeo

2014



Above: The 2014 men's rodeo team won the program's first College National Finals Rodeo team championship with 755 overall points. UT Martin became the first team east of the Mississippi River to win a national title.



Above: Head coach Phil McNamara and the UT Martin soccer team won its' second consecutive Ohio Valley Conference season championship in 2013. Overall, the Skyhawk soccer team won four consecutive championships handed out by the OVC with back-to-back OVC season and tournament titles from 2011-13.

TRAINING ROOM



Bart Belew



Katherine Malik



Nelson Davis



Tamika Donaldson



Cory Scates

TRAINING ROOM



With three Skyhawk training room locations throughout the UT Martin athletic facilities, student-athletes can be assured of receiving the best medical attention and rehabilitation available. The primary athletic training room facilities are located in the Skyhawk Fieldhouse. There are also satellite athletic training room locations in the Bob Carroll Football Building and near the Kathleen and Tom Elam Center.

The Skyhawk Fieldhouse athletic training room was renovated in 2007 as part of a \$1.9 million dollar renovation of the entire Skyhawk Fieldhouse and Kathleen and Tom Elam Center. Included in the renovation was an updated whirlpool rehabilitation room where student-athletes can receive aqua rehabilitation and treatment. The athletic training room also contains multiple examination stations with the latest in rehabilitation equipment.

The athletic training staff uses a comprehensive approach to the injury care and wellness of student-athletes by utilizing state-of-the-art diagnostic and treatment equipment with the latest methods in the care and prevention of injuries.


Assistant Athletic Director Bart Belew is in his 13th year as head athletic trainer. Belew, a UT Martin graduate, went on to earn a master's degree and serve as a graduate assistant at Ole Miss where he worked with both the football and baseball programs before a stint at Freed-Hardeman led him to a return to his alma mater in 2000 as the head athletic trainer. He currently has a staff of four full-time certified athletic trainers and support staff of 16 athletic training students.

In January of 2015, assistant athletic trainer Nelson Davis earned the Eugene Smith/Mickey O'Brien College Athletic Trainer of the Year award as part of the 2015 Tennessee Athletic Trainers' Society annual meetings in Nashville. Davis was selected after nominations from his colleagues and peers in the sports medicine and athletic training profession. The College Athletic Trainer of the Year award, annually given out since 1990, is named for former head athletic trainers Eugene Smith of then Memphis State University and Mickey O'Brien, who served at the University of Tennessee. Davis is only the second UT Martin athletic trainer to earn this prestigious award, following Linda Barker in 2000.

The athletic training staff is surrounded by many qualified and generous team doctors, through a partnership with Sports Orthopedic and Spine of Jackson, Tenn.. Dr. G. Bradford Wright, MD, and Dr. Steve Houseworth, MD, serve as the primary team physicians and are directly responsible for the orthopedic needs of UT Martin student-athletes. Dr. Wright has previously worked as team physician with the US Olympic Track & Field teams, West Tennessee Diamond Jaxx and Memphis Riverkings while Dr. Houseworth has served as a team physician for Louisiana Tech University.

Dr. Wright and Dr. Houseworth are also assisted in the care for Skyhawk student-athletes by the other orthopedic specialist of Sports Orthopedic and Spine; Dr. David E. Yakin, MD, Dr. Keith Nord, MD, Dr. Timothy Sweo, MD, and Dr. John P. Masterson, MD.

The athletic training staff is one support group that the athletic teams cannot do without. They are responsible for staffing all practices and games as well as handling the day-to-day rehabilitation of injured or post-surgery student-athletes.



STRENGTH/CONDITIONING



STRENGTH/CONDITIONING



The UT Martin strength and conditioning facilities are for the exclusive use of Skyhawk student-athletes as they train for competition, under the direction of strength and conditioning coach Charles Rayburn.

Sport specific workouts are designed and supervised at all times by one or more members of the strength and conditioning staff. Each student-athlete is placed in to respective developmental levels according to individual ability and specific regiments are then prescribed and continuously changed based on individual aptitude.

The Skyhawk strength and conditioning philosophy is multi-faceted with a primary emphasis on reducing injuries during the season.

The 3,500 square-foot Skyhawk weight room, located on the second level of Skyhawk Fieldhouse, includes Hammer Strength and Life Fitness machines and weights. This state-of-the-art facility is equipped with modern equipment ranging from self contained Power Lift multi-racks with 6x8 platforms, Olympic lifting bars, a complete line of rubber coated TGX dumbbells, a variety of glute/ham stations, a huge plyometric/medicine ball area, and various other supplemental pieces. The facility offers an unlimited variety of movements and exercises for the student-athlete.

The Skyhawk weight room allows for large enough groups so the student-athletes can train concurrently optimizing efficiency and effectiveness but, small enough to receive individual direction.



SUCCESS AFTER UTM



Jade Stearnes was awarded a one-year internship in Germany with the Congress-Bundestag Youth Exchange for Young Professionals. Only 75 students in the country receive this prestigious award.

"My experience at UT Martin was incredible! The relationships I built with the faculty and staff remain strong today. They made a huge impact on my life, as did my sorority sisters, who to this day are some of my closest friends. I cherish the time I spent at UT Martin."

– Pat Summitt

Head Coach, Lady Vols basketball team
The University of Tennessee

BE A SUCCESS!

UT Martin boasts successful graduates in many fields. You can join them.

- **Dr. Margaret Perry** ('61) is chancellor emeritus of the University of Tennessee at Martin and was the first female head of a Tennessee four-year college or university.
- **Dr. Shirley Raines** ('67) is president of the University of Memphis.
- **Dr. Nick Dunagan** ('68) is chancellor emeritus of the University of Tennessee at Martin.
- **Houston Gordon** ('68) is a former UT Board of Trustees member and an attorney in Covington, Tenn.
- **Pat Summitt** ('74) is head coach of the eight-time national champion Lady Vols basketball team.
- **Peter Hoffman** ('82) is director of global research and development strategy for The Boeing Company.
- **Stan Bell** ('85) is a well-known radio personality in Memphis.
- **Dr. Jane Kao** ('85) is a pediatric cardiologist in Dallas, Texas.
- **Jerry Reese** ('87, '88) is senior vice president and general manager of the NFL's New York Giants.
- **Bill Rhodes** ('87) is the president and CEO of AutoZone.
- **Charlie Neese** ('92) is a meteorologist at News Channel 5 in Nashville.
- **Cade Cowan** ('94) is a principal with Pivot Leadership in Atlanta, Ga.
- **Tasha Blakney** ('96) is an attorney and partner at Eldridge & Blakney, P.C., in Knoxville, Tenn.
- **David Gatwood** ('99) is a senior software technical writer for Apple Inc.
- **Jeffery Barker** ('01) is a special agent with the U.S. Secret Service.
- **Dr. Casey Bevis** ('03) is a chiropractic physician at Grimes-Bevis Chiropractic & Sports Injury Clinic, PLLC, in Savannah, Tenn.
- **Lauren Pardue** ('03) is a physical therapist at St. Jude Children's Research Hospital in Memphis.
- **Sandra Daniel Harness** ('04) is an agricultural specialist at the Department of Homeland Security in North Carolina.
- **Clint Cummins** ('05) is annual fund manager for Ronald McDonald House of Memphis.
- **Brian Kubicki** ('06) is an environmental specialist for the Tennessee Department of Environment and Conservation.

Fast Fact:

More than 95% of UT Martin's graduates find jobs or are accepted to graduate schools within six months of graduation.

OVC ACADEMIC AWARDS

Awarded each fall (but based on the prior year's achievements), the OVC Scholar-Athlete Award is the highest individual honor that can be earned by OVC student-athletes and it is given annually to three men and three women of junior or senior status who have accomplishments in both the classroom and athletic arena, as well as leadership qualities.

1994-95	Anna Davis	Women's Tennis
	Caroline Groves	Women's Tennis
1996-97	Klas Brunskog	Men's Tennis
	Angela Olsen	Women's Tennis
1997-98	Arthur Castle	Men's Basketball
2001-02	Kelly Pendleton	Women's Basketball
2002-03	Rachel Ahlers	Volleyball
2004-05	Brady Wahlberg	Football
2005-06	Chad McMahan	Football
2007-08	Andrey Yesipov	Men's Tennis
2008-09	Jamie Furstenberg	Soccer
2009-10	Cody Terry	Baseball
2011-12	Jenna Miller	Volleyball
2012-13	Leah Taylor	Softball
2013-14	Heather Butler	Women's Basketball

Commissioner's Honor Roll

The OVC Commissioner's Honor Roll is presented annually to student-athletes who have at least a 3.25 GPA and who have been eligible and on the team throughout the competitive season in their chosen NCAA-sponsored sport or sports. Since joining the OVC in 1992, a total of 1,545 UT Martin student-athletes have been named to the prestigious list.

Year	Total	Year	Total
1993-94	48	2004-05	78
1994-95	62	2005-06	81
1995-96	68	2006-07	81
1996-97	41	2007-08	85
1997-98	38	2008-09	73
1998-99	52	2009-10	70
1999-2000	50	2010-11	93
2000-01	58	2011-12	114
2001-02	65	2012-13	116
2002-03	82	2013-14	109
2003-04	81		



Medal of Honor

The OVC Medal of Honor is given annually to the student-athlete(s) who achieve the highest GPA (4.0) in a Conference-sponsored sport. Since joining the OVC in 1992, UT Martin student-athletes have claimed 206 Medals of Honor.

Year	Total	Year	Total
1993-94	4	2004-05	7
1994-95	4	2005-06	8
1995-96	8	2006-07	9
1996-97	8	2007-08	13
1997-98	7	2008-09	8
1998-99	5	2009-10	12
1999-2000	7	2010-11	15
2000-01	6	2011-12	16
2001-02	7	2012-13	17
2002-03	12	2013-14	22
2003-04	11		



ATHLETICS DIRECTOR



JULIO FREIRE ATHLETICS DIRECTOR HIRED: JAN. 13, 2014



Julio Freire, formerly the assistant/associate athletics director for development at the University of Nevada, Las Vegas, was formally introduced as the 12th athletics director in University of Tennessee at Martin history on Jan. 13, 2014. He succeeds Phil Dane, who retired on Dec. 31, 2013 after 34 years of service at UT Martin, the last 14 of which were as athletics director.

"At certain times, certain individuals rise to the top and that's really what happened in this case," UT Martin Chancellor Dr. Tom Rakes said of the athletics director search. "Julio demonstrates an understanding of protocol and team spirit necessary for this type of position. He also exhibits a level of energy and understanding of how to interact with a whole cross section of individuals. He has seen the intricacies of Division-I athletics and we are fortunate to have him here."

"It's such an exciting day for the future of Skyhawk nation," OVC Commissioner Beth DeBauche said. "I am absolutely delighted for the opportunity to work with Julio and to get to work with his family as we move forward. There are some exciting things going on in the OVC and it's the perfect time to be joining the league. I know Julio brings the right energy, excitement, vision and knowledge to really be a contributor to this fine conference."

"In 2014, we will embrace the spirit of planning for comprehensive excellence, all in support of the mission of the University of Tennessee at Martin. Our plan for excellence will allow us to build upon the department's history and traditions. With this plan, we will guide and support our student-athletes as they aspire to reach their fullest potential academically, athletically and socially."

-Julio Freire

Freire stressed three messages at his introductory press conference, noting that he had a plan for comprehensive excellence, he would remain focused on the student-athlete and he would engage the community in a meaningful way.

"In 2014, we will embrace the spirit of planning for comprehensive excellence, all in support of the mission of the University of Tennessee at Martin," Freire said. "Our plan for excellence will allow us to build upon the department's history and traditions. With this plan, we will guide and support our student-athletes as they aspire to reach their fullest potential academically, athletically and socially."

"We will embrace high ideals that a UT Martin student-athlete should be leaving this great university with a meaningful degree and had been in position to compete for championships," Freire said. "Everyone on my staff throughout the department and throughout the university will know that the academic achievement of our student-athletes is our top priority. It is my intent to have us all represent this institution with the highest degree of integrity at all times."

"We will work to communicate a plan that will focus on the well-being of our student-athletes," Freire said. "This plan will be shared within our community, with university leaders, with the academic community, with alumni and fans. We will be inviting them all to be part of our plans and part of our success. I believe that community engagement must extend beyond the campus border, beyond the city limits and beyond the great state of Tennessee."


Freire brings 22 years of experience within intercollegiate athletics and educational settings to UT Martin. He most recently worked under athletics director Jim Livengood at the University of Nevada, Las Vegas as senior associate athletics director from 2010-13. Freire worked closely with university relations, department leadership, athletics development, external operations, athletic program administration and compliance while at the Mountain West Conference affiliate.

Prior to his time at UNLV, Freire spent time at the University of Arizona from 2007-10 as the assistant/associate athletics director for development under Livengood. Among Freire's accomplishments at the Pac-12 school were the increase of planned gifts by \$4.5 million and serving as the athletic program liaison for the highly successful football and men's basketball programs.

Freire also served at fellow OVC institution Tennessee Tech under athletics director Mark Wilson from 2005-07 as the associate athletics director for development. While in Cookeville, Freire was responsible for the cultivation and stewardship of major gift prospects and donors.



ATHLETICS DIRECTOR



He increased annual donations by 300 percent and secured seven of the 10 largest gifts in department history.

Freire began his collegiate athletic administration career at Ohio University, where he served as an assistant/associate athletics director for development from 2000-04 under athletics director Thomas Boeh. During his time at the Mid-American Conference member, Freire managed all facets of facilities and game operations units, concession and merchandise contracts and also supervised the renovation and construction of numerous facilities.

Freire spent 10 years as a high school teacher, counselor, coach, athletics director and principal in Phoenix, Ariz. and Tempe, Ariz. before moving on to Ohio.

"We will embrace high ideals that a UT Martin student-athlete should be leaving this great university with a meaningful degree and had been in position to compete for championships. Everyone on my staff throughout the department and throughout the university will know that the academic achievement of our student-athletes is our top priority. It is my intent to have us all represent this institution with the highest degree of integrity at all times."

-Julio Freire

Born in Tijuana, Mexico and raised in Tucson, Ariz., Freire ran cross country and track and field at Arizona State University in Tempe, Ariz. He graduated with a bachelor of arts degree in education in 1990 and earned his Master's degree in counseling from the University of Phoenix in 1997.

Freire, 47, is married to the former Cherie Taylor and has two children, Christopher (11) and Gabriella (9).

WHAT INDUSTRY LEADERS ARE SAYING:

"Congratulations to UT Martin for their selection of Julio Freire as their director of athletics. Julio has worked hard for many years to learn and develop the skills and experience necessary to lead an intercollegiate athletics department. He will exemplify a leader who focuses on the well-being of the student-athletes, knows how to help coaches achieve success and understands the significant importance of higher education."

**-Dutch Baughman, Executive Director,
Division 1A Athletic Directors' Association**

"Julio Freire is an outstanding choice as the director of athletics at UT Martin. Julio's unwavering commitment to a student-athlete will benefit students, faculty, staff and the university community in many ways. Julio is a tireless worker, an enthusiastic advocate and a terrific leader who will have an incredibly positive impact on all those he encounters. Congratulations and best wishes."

**-Bubba Cunningham, Director of Athletics, University of
North Carolina**

"Congratulations to UT Martin. Julio Freire is one of the very brightest and talented athletic administrators I have ever been around. There is not an area of intercollegiate athletics he is not familiar with. Student-athletes, staff, university and alumni have just brightened your outstanding future at your wonderful university. UT Martin, in baseball terms you have just hit a grand slam home run."

**-Jim Livengood, Former Director of Athletics at UNLV,
University of Arizona, Washington State University and
Southern Illinois University**

"I have had the distinct pleasure of knowing Julio Freire for over 10 years. At all times, Julio has embodied and modeled a code of conduct that we would wish upon every student-athlete: focus, work ethic, endurance, a competitive spirit and a commitment to excellence. Honor and integrity are often mere buzzwords but for Julio, they represent his way of life. Amongst the array of intercollegiate administrators across the United States, Julio Freire stands amongst the very best in terms of his preparation. Julio now brings his wealth of knowledge, skills, experiences and relationships to bear on the UT Martin community. You will find that Julio understands the complexities, opportunities and benefits of a successful athletics enterprise. As a former student-athlete, Julio also understands the transformative power of the intercollegiate athletics experience. UT Martin – prepare yourself. A professional and true gentleman is coming your way – his name is Julio Freire."

**-Tom Thomas,
President and CEO of Cardinal Advisors**

"No one that I know in our profession has prepared themselves to take on a major leadership role with more diligence and purpose than Julio Freire. He is thoughtful and a relationship builder, which is evident in his extraordinary work as a development officer. His work ethic is unmatched. Most importantly, he is a highly principled servant leader who will be a terrific addition to the UT Martin community."

**-Todd Turner, President and Founder of Collegiate Sports
Associates**

"UT Martin has made an exceptional hire in Julio Freire. He will bring immeasurable experience, particularly in fundraising, from a variety of top-notch institutions to the position. Most importantly, he will exhibit tremendous passion and an unwavering commitment to excellence every day that will greatly benefit the UT Martin athletics family for years to come. Having known and respected Julio since the 1990's, this is the ultimate home run hire for the Skyhawks."

**-Kevin White, Vice President,
Director of Athletics, Duke University**

ATHLETICS STAFF



Julio Freire
Director of Athletics



Bart Belew
*Assistant AD for
Athletic Training*



Danelle Fabianich
*Assistant AD for
Administration & SWA*



Col. Bill Kaler
*Assistant AD/
Compliance*



Lora McDonald
*Assistant AD/
Corporate Sponsorships
and Marketing*



Jason Sullivan
*Assistant AD/
Development*

SUPPORT STAFF



Tim Barrington
PA Announcer



Alex Boggis
*Assistant Sports
Information Director*



Chris Brinkley
*Skyhawk Radio
Network*



Tom Britt
*Skyhawk Radio
Network*



Jenny Canary
Ticket Manager



Tamika Donaldson
*Assistant Athletic
Trainer*



Butch Dowty
*Equipment
Manager*



Stacie Evans
*Academic Support
Coordinator*



Trudy Henderson
*Administrative
Specialist*



Vickie Higgs
*Administrative
Support Assistant*



Andrew Joannides
*Coordinator of
Athletic Development*



Katherine Malik
*Assistant Athletic
Trainer*



Nathan Morgan
*University
Photographer*



Tracie Moss
*Athletics
Insurance*



Caleb Poore
Academic Support



Ryne Rickman
*Sports Information
Director*



Cory Scates
*Assistant Athletic
Trainer*



John Schommer
*Faculty Athletic
Representative*

HEAD COACHES



Justin Grinolds
Rifle



Donley Canary
Softball



Jerry Carpenter
Men's Golf



Meghan Corvin
Equestrian



John Luthi
Rodeo



Darrin McClure
Volleyball



Kevin McMillan
Women's Basketball



Phil McNamara
Women's Soccer



Rick Robinson
Baseball



Peter Dalton
*Men's & Women's
Cross Country*



Heath Schroyer
Men's Basketball



Jason Simpson
Football



Fran Spears
Cheerleading



Dennis Taylor
Women's Tennis

SKYHAWKS

IN THE



Trey Karlen
33rd Round
2011

Alec Mills
22nd Round
2012

Dan Tobik
39th Round
2013

Taylor Cox
16th Round
2014



2015 SKYHAWK SCHEDULE

Date	Time	Opponent
Feb. 13	6 p.m.	vs. Texas Pan-American [^]
Feb. 14	12 p.m.	vs. Texas Pan-American [^]
Feb. 14	3 p.m.	at Jackson State [^]
Feb. 15	1 p.m.	at Jackson State [^]
Feb. 20	3 p.m.	WESTERN MICHIGAN
Feb. 21	12 p.m.	WESTERN MICHIGAN
Feb. 21	3:30 p.m.	WESTERN MICHIGAN
Feb. 22	12 p.m.	WESTERN MICHIGAN
Feb. 24	4 p.m.	at Vanderbilt
Feb. 27	3 p.m.	IPFW
Feb. 28	12 p.m.	IPFW
Feb. 28	3:30 p.m.	IPFW
March 1	12 p.m.	IPFW
March 6	3 p.m.	at Murray State*
March 7	2 p.m.	at Murray State*
March 8	1 p.m.	at Murray State*
March 10	6 p.m.	JACKSON STATE [#]
March 13	6 p.m.	TENNESSEE TECH*
March 14	3 p.m.	TENNESSEE TECH*
March 15	1 p.m.	TENNESSEE TECH*
March 17	5 p.m.	SOUTHERN ILLINOIS
March 18	3 p.m.	at Saint Louis
March 20	3 p.m.	at Southeast Missouri*
March 21	2 p.m.	at Southeast Missouri*
March 22	1 p.m.	at Southeast Missouri*
March 24	6 p.m.	CHRISTIAN BROTHERS
March 27	6 p.m.	BELMONT*
March 28	3 p.m.	BELMONT*
March 29	1 p.m.	BELMONT*
March 31	6 p.m.	EVANSVILLE
April 2	5 p.m.	at Eastern Kentucky*
April 3	3 p.m.	at Eastern Kentucky*
April 4	12 p.m.	at Eastern Kentucky*

Date	Time	Opponent
April 7	6 p.m.	at Evansville
April 8	6 p.m.	BETHEL
April 10	6 p.m.	MOREHEAD STATE*
April 11	3 p.m.	MOREHEAD STATE*
April 12	1 p.m.	MOREHEAD STATE*
April 15	6:30 p.m.	at Ole Miss
April 17	6:35 p.m.	at Missouri State
April 18	2:05 p.m.	at Missouri State
April 19	1:05 p.m.	at Missouri State
April 22	5 p.m.	at Southern Illinois
April 24	6 p.m.	at SIU Edwardsville*
April 25	1 p.m.	at SIU Edwardsville*
April 26	1 p.m.	at SIU Edwardsville*
April 28	6 p.m.	MURRAY STATE [%]
May 1	6 p.m.	AUSTIN PEAY*
May 2	3 p.m.	AUSTIN PEAY*
May 3	1 p.m.	AUSTIN PEAY*
May 8	3 p.m.	at Eastern Illinois*
May 9	1 p.m.	at Eastern Illinois*
May 10	1 p.m.	at Eastern Illinois*
May 12	6:30 p.m.	at Memphis ⁺
May 14	6 p.m.	JACKSONVILLE STATE*
May 15	6 p.m.	JACKSONVILLE STATE*
May 16	3 p.m.	JACKSONVILLE STATE*
May 20-24	TBA	OVC Tournament [#]

All times are CST and subject to change
HOME GAMES IN ORANGE AND ALL CAPS

[^] Jackson State Tournament - Jackson, Miss.

[#] Ballpark at Jackson - Jackson, Tenn.

[%] Elam Stadium - Union City, Tenn.

⁺ WS "Babe" Howard Classic - Millington, Tenn.

^{*} Ohio Valley Conference Game